



Agenda

Umbakumba

LOCAL AUTHORITY ORDINARY MEETING

On

25 May 2022

EAST ARNHEM REGIONAL COUNCIL

Notice is hereby given that an Local Authority Ordinary Meeting of the East Arnhem Regional Council will be held at the Umbakumba Council Office on Wednesday, 25 May 2022 at 10:00AM.

Dale Keehne
Chief Executive Officer

Dial-in Details

Join on your computer or mobile app

[Click here to join Video Conference Meeting](#)

Or call in (audio only)

Dial the Conference# 02 8318 0005

Meeting ID: 369 931 290#

TABLE OF CONTENTS

ITEM	SUBJECT	PAGE NO
1	WELCOME	
2	PRAYER	
3	APOLOGIES	
3.1	Apologies and Absent Without Notice	4
3.2	Local Authority Membership	5
4	CONFLICT OF INTEREST	
4.1	Conflict of Interest	6
5	PREVIOUS MINUTES	
5.1	Previous Minutes for Ratification	7
5.2	Previous Confidential Minutes for Ratification	
	<i>The report will be dealt with under Section 99 of the Local Government Act and Section 51 (c)(i) of the Local Government (General) Regulations. It contains information that would, if publicly disclosed, be likely to cause commercial prejudice to, or confer an unfair commercial advantage on any person.</i>	
6	LOCAL AUTHORITIES	
6.1	Local Authority Action Register	14
7	GUEST SPEAKERS	
	<i>Nil</i>	
8	GENERAL BUSINESS	
8.1	Community Development Coordinator Report.	18
8.2	Corporate Services Report	20
8.3	Draft Regional Plan	24
8.4	Roads Infrastructure 10 Year Asset Plan Draft.	
	<i>The report will be dealt with under Section 99 of the Local Government Act and Section 51 (c)(i) of the Local Government (General) Regulations. It contains information that would, if publicly disclosed, be likely to cause commercial prejudice to, or confer an unfair commercial advantage on any person.</i>	
8.5	CEO Report	58
9	COMMUNITY REPORTS	
	<i>Nil</i>	
10	QUESTIONS FROM MEMBERS	
	<i>Nil</i>	
11	QUESTIONS FROM PUBLIC	
	<i>Nil</i>	
12	DATE OF NEXT MEETING	
13	MEETING CLOSED	

APOLOGIES

ITEM NUMBER	3.1
TITLE	Apologies and Absent Without Notice
REFERENCE	1610297
AUTHOR	Nawshaba Razzak, Corporate Planning & Policy Officer

**SUMMARY:**

This report is to table, for the Council's record, any absences, apologies and requests for leave of absence received from the Local Authority Members and what absences that the Local Authority gives permission for.

The report author does not have a conflict of interest in this matter (Section 179 of the Act).

RECOMMENDATION

That Local Authority:

- (a) Notes the absence of <>.**
- (b) Notes the apology received from <>.**
- (c) Notes <> are absent with permission of the Local Authority.**
- (d) Determines <> are absent without permission of the Local Authority.**

ATTACHMENTS:

There are no attachments for this report.

APOLOGIES

ITEM NUMBER	3.2
TITLE	Local Authority Membership
REFERENCE	1610304
AUTHOR	Dale Keehne, Chief Executive Officer

**SUMMARY:**

This report lists the community and Council appointed members and the resignation and vacancies of the Local Authority.

BACKGROUND

The meeting needs to consider the membership of the Local Authority.

A Local Authority can have between 6 and 14 members, including the appointed Councillors.

GENERAL

Following are the current community members of this Local Authority.

Umbakumba

Terrence Mamarika
Judy Hunter
Anson Wurrawilya
Jennifer Yantarrnga
Phillip Mamarika

The following Councillors are appointed by the Council as members of the Local Authority.

Umbakumba

Cr Gordon Walsh
Cr Constantine Mamarika

It must be noted that the Chief Health Officer rules #55 concerning vaccination against COVID apply to Local Authority meetings.

The report author does not have a conflict of interest in this matter (Section 179 of the Act).

RECOMMENDATION

The Local Authority notes the member list and calls for new members to fill up existing vacancies.

ATTACHMENTS:

There are no attachments for this report.

CONFLICT OF INTEREST

ITEM NUMBER	4.1
TITLE	Conflict of Interest
REFERENCE	1610306
AUTHOR	Nawshaba Razzak, Corporate Planning & Policy Officer

**SUMMARY:**

This report is tabled for members to declare any conflicts they have within the agenda.

BACKGROUND

The Local Government Act (Chapter 7, Part 7.2, Section 114 – Conflict of Interest) details that “A member has a conflict of interest in a question arising for decision by the audit committee, council, council committee or local authority if the member or an associate of the member has any of the following interests in how the question is decided:

- (a) a direct interest;
- (b) an indirect financial interest;
- (c) an indirect interest by close association;
- (d) an indirect interest due to conflicting duties.

GENERAL

A conflict of interest is a situation that has the potential to undermine a person's ability to be impartial because of the possibility of a clash between the person's self-interest and professional interest or public interest.

When this occurs the Local Authority Member should declare the interest and remove them self from the decision making process.

The report author does not have a conflict of interest in this matter (Section 179 of the Act).

RECOMMENDATION

That the Local Authority notes no conflicts of interest declared at today's meeting.

OR

That the Local Authority notes any conflicts of interest declared at today's meeting.

ATTACHMENTS:

There are no attachments for this report.

PREVIOUS MINUTES

ITEM NUMBER	5.1
TITLE	Previous Minutes for Ratification
REFERENCE	1610311
AUTHOR	Nawshaba Razzak, Corporate Planning & Policy Officer

**SUMMARY:**

The Local Authority is asked to confirm the unconfirmed minutes from the previous meeting.

BACKGROUND

In line with the Northern Territory *Local Government Act 2019* (Chapter 6, Part 6.3, Section 101- 3), The audit committee, council, council committee or local authority must, at its next meeting, or next ordinary meeting, confirm the minutes (with or without amendment), including any confidential business considered at the meeting, as a correct record of the meeting.

According to the *Local Authority Guideline 1* (Part 12, Section 12.4), Members at a provisional meeting can confirm the minutes of a previous provisional meeting. However, members at a provisional meeting cannot confirm the minutes of a previous Local Authority meeting.

GENERAL

Local Authority members need to read the unconfirmed minutes carefully before they endorse them as a true record of the previous meeting.

The report author does not have a conflict of interest in this matter (Section 179 of the Act).

RECOMMENDATION

That the Local Authority notes the minutes from the meeting of 23 March 2022 to be a true record of the meeting.

ATTACHMENTS:

[1](#) Local Authority - Umbakumba 2022-03-23 [1788] Minutes



Mission

East Arnhem Regional Council is dedicated to promoting the power of people, protection of community and respect for cultural diversity in the East Arnhem Regional Council. It does this by forming partnerships, building community capacity, advocating for regional and local issues, maximising service effectiveness and linking people with information.

Core Values

Respect
Professionalism
Human Dignity
Organisational Growth
Equity
Community

MINUTES FOR THE UMBAKUMBA LOCAL AUTHORITY PROVISIONAL MEETING

23 March 2022

MINUTES OF THE LOCAL AUTHORITY PROVISIONAL MEETING HELD IN THE
UMBAKUMBA COUNCIL OFFICE ON WEDNESDAY, 23 MARCH 2022 AT
10:00AM

ATTENDANCE

In the Chair Cr Constantine Mamarika, Deputy President Gordon Walsh and Local Authority Member Anson Wurrawilya.

PRESIDENT

Lapulung Dhamarrandji.

COUNCIL STAFF

Dale Keehne – CEO.

Shane Marshall – Director Technical and Infrastructure Services.

Andrew Walsh – Director Community Development.

OBSERVERS

Nawshaba Razzak – Corporate Planning & Policy Officer.

Minute Taker – Wendy Brook – Executive Assistant to the CEO.

MEETING OPENING

Chair opened the meeting at 10.54AM and welcomed all members and guests.

PRAYER

Prayer was said by Lapulung Dhamarrandji.

Apologies

3.1 APOLOGIES AND ABSENT WITHOUT NOTICE

SUMMARY:

This report is to table, for the Council's record, any absences, apologies and requests for leave of absence received from the Local Authority Members and what absences that the Local Authority gives permission for.

The report author does not have a conflict of interest in this matter (Section 179 of the Act).

185/2022 **RESOLVED** (Constantine Mamarika/Anson Wurrawilya)

That Local Authority:

- (a) **Notes the absence of Local Authority Member Judy Hunter, Jennifer Yantarrnga, Phillip Mamarika and Terrence Mamarika.**

MINUTES OF THE LOCAL AUTHORITY PROVISIONAL MEETING HELD IN THE
UMBAKUMBA COUNCIL OFFICE ON WEDNESDAY, 23 MARCH 2022 AT
10:00AM

- (b) Notes the verbal apology received from Judy Hunter, Jennifer Yantarrnga, Phillip Mamarika, Terrence Mamarika.
- (c) Notes Judy Hunter, Jennifer Yantarrnga, Phillip Mamarika and Terrence Mamarika are absent with permission of the Local Authority.

3.2 LOCAL AUTHORITY MEMBERSHIP

SUMMARY:

This report lists the community and Council appointed members and the resignation and vacancies of the Local Authority.

186/2022 **RESOLVED** (Gordon Walsh/Anson Wurrawilya)

The Local Authority notes the member list and calls for new members to fill up existing vacancies.

Conflict of Interest

4.1 CONFLICT OF INTEREST

SUMMARY:

This report is tabled for members to declare any conflicts they have within the agenda.

187/2022 **RESOLVED** (Gordon Walsh/Constantine Mamarika)

That the Local Authority notes no conflicts of interest declared at today's meeting.

Previous Minutes

5.1 PREVIOUS MINUTES FOR RATIFICATION

SUMMARY:

The Local Authority is asked to confirm the unconfirmed minutes from the previous meeting.

188/2022 **RESOLVED** (Anson Wurrawilya/Constantine Mamarika)

That the Local Authority notes the minutes from the Provisional meeting of 24 November 2021 to be a true record of the meeting.

MINUTES OF THE LOCAL AUTHORITY PROVISIONAL MEETING HELD IN THE
UMBAKUMBA COUNCIL OFFICE ON WEDNESDAY, 23 MARCH 2022 AT
10:00AM

Local Authorities

6.1 LOCAL AUTHORITY ACTION REGISTER

SUMMARY:

The Local Authority is asked to review the range of actions and progress to complete them.

189/2022 RESOLVED (Anson Wurrawilya/Constantine Mamarika)

That the Local Authority notes the progress of actions from the previous meetings and request that completed items be removed from the Action Register for the Council to endorse.

8.1 CEO REPORT

SUMMARY:

This is a report of the key broad issues since the last report to the Local Authority, in addition to those covered in other parts of the agenda.

190/2022 RESOLVED (Gordon Walsh/Constantine Mamarika)

That Council notes the CEO Report.

8.2 RECOGNITION OF INDIGENOUS CONTROLLED LOCAL GOVERNMENT

SUMMARY:

Council considered and made a resolution at the last Ordinary Council meeting on 24 February about the proper recognition of Indigenous Controlled Local Governments. Your Local Authority is asked to review and endorse the next steps to gain support for recognition with the Local Government Association of the Northern Territory, the Northern Territory Government and the Federal Government and Opposition leading up to the Federal election.

191/2022 RESOLVED (Gordon Walsh/Constantine Mamarika)

That the Local Authority endorses:

- a) The motion put to the next General Meeting of the Local Government Association of the Northern Territory.
- b) That Council continue to call for recognition of the East Arnhem Regional Council and Local Authorities as being Indigenous Controlled by the Northern Territory and Federal Governments and Opposition.

MINUTES OF THE LOCAL AUTHORITY PROVISIONAL MEETING HELD IN THE
UMBAKUMBA COUNCIL OFFICE ON WEDNESDAY, 23 MARCH 2022 AT
10:00AM

General Business

8.3 ANIMAL MANAGEMENT UPDATE

SUMMARY:

This report is table for the Local Authority for an update on the Animal Program delivery and staffing changes.

192/2022 **RESOLVED** (Gordon Walsh/Constantine Mamarika)

That the Local Authority notes the report.

MEETING BREAKS FOR LUNCH AT 11.54AM

193/2022 **RESOLVED** (Gordon Walsh/Constantine Mamarika)

MEETING RESUMED AT 12.45PM

194/2022 **RESOLVED** (Constantine Mamarika/Gordon Walsh)

8.5 COMMUNITY DEVELOPMENT COORDINATOR REPORT.

SUMMARY:

This report is provided by the Community Development Coordinator at every Local Authority meeting to provide information and or updates to members.

195/2022 **RESOLVED** (Gordon Walsh/Anson Wurrawilya)

That Local Authority notes the Community Development Coordinator Report.

8.6 YOUTH, SPORT AND RECREATION COMMUNITY UPDATE

SUMMARY:

This report sets out to highlight Youth, Sport and recreation staffing updates, events, activities, successes and challenges in your community.

196/2022 **RESOLVED** (Constantine Mamarika/Gordon Walsh)

That the Local Authority notes the Youth, Sport and Recreation Community update.

MINUTES OF THE LOCAL AUTHORITY PROVISIONAL MEETING HELD IN THE
UMBAKUMBA COUNCIL OFFICE ON WEDNESDAY, 23 MARCH 2022 AT
10:00AM

8.7 CORPORATE SERVICES REPORT

SUMMARY:

This report presents the financial expenditure plus employment statistics as of 28 February 2022 within the Local Authority are:

197/2022 **RESOLVED** (Anson Wurrawilya/Constantine Mamarika)

That the Local Authority:

- a) **Receives the Financial and Employment information to 28 February 2022.**
- b) **Requests clearer reporting of all actual financial commitments as well as more visual presentation, to be included in financial reporting in the future.**

8.8 SECOND BUDGET REVISION

SUMMARY:

This report details the second revised budget for your community.

198/2022 **RESOLVED** (Gordon Walsh/Constantine Mamarika)

That Local Authority notes the second revised budget.

MOVE TO CONFIDENTIAL AGENDA AT 1.39PM

199/2022 **RESOLVED** (Constantine Mamarika/Gordon Walsh)

RETURN TO OPEN AGENDA AT 1.43PM

200/2022 **RESOLVED** (Constantine Mamarika/Anson Wurrawilya)

GUEST SPEAKER

7.1 GUEST SPEAKERS - AUSTRALIAN ELECTORAL COMMISSION

Session cancelled due to the unavailability of the Guest Speaker.

DATE OF NEXT MEETING

25 MAY 2022

MEETING CLOSE

The meeting ended at 1.45PM

This page and the preceding pages are the minutes of the Local Authority Ordinary Meeting held on Wednesday, 23 March 2022.

LOCAL AUTHORITIES



ITEM NUMBER	6.1
TITLE	Local Authority Action Register
REFERENCE	1610382
AUTHOR	Nawshaba Razzak, Corporate Planning & Policy Officer

SUMMARY:

The Local Authority is asked to review the range of actions and progress to complete them.

BACKGROUND

The current Local Authority Action Items List, and updates on progress to complete them, is attached.

GENERAL

The attached report gives the Local Authority an opportunity to check that actions from previous meetings are being implemented.

If an action is completed the Local Authority need to request for the item to be removed from the Action Register, for the Council to endorse.

The report author does not have a conflict of interest in this matter (Section 179 of the Act).

RECOMMENDATION

That the Local Authority note the progress of actions from the previous meetings and request that completed items be removed from the Action Register for the Council to endorse.

ATTACHMENTS:

1 [Local Authority - Umbakumba - 2022.05.25.docx](#)

UMBAKUMBA ACTIONS

ACTION ITEM	ACTIONS	STATUS
001/2020 RESOLVED Umbakumba Future Pedestrian/Footpath Plan	The Local Authority members reviewed the maps supplied and prioritised the first stage locations for the LAPF approved footpath construction within Umbakumba. That the Local Authority: a) Support the staged pedestrian path areas, with stage one to be undertaken as the 20-21 LAPF project.	12.05.2021 - two stages of the footpaths, stage 1 has been completed and awaiting for the commencement of stage 2 - Ongoing 30.06.2021 - Stages 1, 2, 3 currently out to tender - Ongoing 19.06.2021 - Tender released to the market for the 3 stages or locations approved - pricing was outside with no local submissions received - tender re advertised. 24.11.2021 - Local Authority made resolution today to go to the December Council meeting. 23.03.2021 – Change to Construction underway with Contractor
002/2020 RESOLVED	That the Local Authority: a) Consider and advise when agreed what significant person or people to include in the series of murals. b) Requests a join Anindilyakwa Regional Local Government Authority meeting and end of year event to be held in Nhulunbuy and a biannual meeting for the Anindilyakwa Local Authorities.	12.05.2021 - Ongoing 12/10/2021 – Ongoing 30.06.2021 – Ongoing 24.11.2021 – Ongoing. Some concerns were raised by Miliyakburra and Umbakumba to have paintings of Anindilyakwa leaders on the outside of the building, but ok to have them all paintings/artworks inside. Will discuss this point with Angurugu Local Authority. 23.03.2022 – Option 1. And each local authority to provide names and possibly images of totems to be included for their community and homelands. (Reference Miliyakburra agenda) 08.05.2022 – ongoing

UMBAKUMBA ACTIONS

ACTION ITEM	ACTIONS	STATUS
146/2020 Questions from Members	That the Local Authority notes the members' questions about the use of the Aged Care Services in Umbakumba and asks the Director Community Development and the Regional Manager - Aged & Disability Services to provide and update to the Local Authority.	25.11.2020 - The Aged Care Regional Manager and Local Coordinator to be asked to present at next Local Authority meeting to provide an update. 12.05.2021 – Ongoing 30.06.2021 - Ongoing - Update provided to Council. 24.11.2021 – Director Community Development to arrange for next LA in January. 13.01.2022 – Regional Manager Aged & Disability attendance at the January 2022 Local Authority to discuss Aged & Disability services in Umbakumba. 23.03.2022 - Regional Manager Aged & Disability attendance at the May 2022 Local Authority to discuss Aged & Disability services in Umbakumba. 08.05.2022 – Regional Manager is not available for the May meeting due to personal reasons, will be added to the next scheduled LA meeting.
Community Entrance Signage Project - Umbakumba	That Local Authority members review the tablet Community Entry signs and provide feedback on the structure of the informal and design of the sign specific for the Umbakumba community entrance following this meeting.	18.01.2021 - Drone photos taken of Umbakumba for the signage - Local Authority members to choose picture and advise Community Development Coordinator. 12.10.2021 - Ongoing - design confirmed and being manufactured. 24.11.2021 – Awaiting response on final design. 23.03.2022 – ordered and awaiting arrival for installation.

UMBAKUMBA ACTIONS

ACTION ITEM	ACTIONS	STATUS
		08.05.2022 – ordered and awaiting arrival for installation.
FUTURE ACTION ITEM/ACTION ON HOLD	ACTIONS	STATUS
Widen Cemetery Road		<p>27.05.2020 - The Director of Technical & Infrastructure Services to update when progress occurs out of consultations by the NT Government, LGANT and ALC regarding cemeteries are still to occur and be finalised - to enable action on widening the cemetery road.</p> <p>18.01.2021 - Future consultation to be held in relation to the licencing arrangements between NTG and the ALC as part of the sector wide cemetery arrangements has not happened to date.</p> <p>24.11.2021 – Ongoing. To be finalised between ALC and NTG.</p> <p>23.03.2022 - Ongoing</p> <p>08.05.2022 – Ongoing – will action some initial area works for access prior to June 30.</p>

GENERAL BUSINESS

ITEM NUMBER	8.1
TITLE	Community Development Coordinator Report.
REFERENCE	1612687
AUTHOR	Scott Page, Community Development Coordinator

**SUMMARY:**

This report is provided by the Community Development Coordinator at every Local Authority meeting to provide information and or updates to members.

BACKGROUND

In line with Guideline 1: Local Authorities it is a requirement for a report to be included on service delivery issues in the local authority area.

GENERAL

Firstly, it is with great sadness that this will be my last report for East Arnhem Regional Council as my last day will be Thursday 05 May, 2022. I want to take this opportunity to thank each and every one of you for all your continued support during my tenure here.

Umbakumba has been very quiet for the past few weeks. There have been quite a few ceremonies and funerals taking place which is always a sad time for the residents.

A food and music night was organized in Angurugu for all Groote Eylandt residents to help and ease the sorrow for many families, this event was well attended by many people and was put together by all stakeholders on Groote Eylandt. East Arnhem Regional Council supplied our BBQ trailer and staff during the evening.

Municipal Services

A new Municipal Services Supervisor has been employed, so I would like to welcome John Harpley to East Arnhem Regional Council. John joins us from West Daly Regional Council and brings a wealth of knowledge to the role.

Mowing of grass around the community is the main chore during this time of the year, also weed spraying along footpaths and other areas where weeds prevail.

Community Night Patrol

The Community Patrol staff are doing a fantastic job with the way the Community Patrol is conducted. No patrols were carried out on several days recently due to recent funerals and public holidays. The Community Night Patrol certificate course trainings have commenced which all three Groote Eylandt community teams attended on 16th May in the Angurugu office.

Aged Care

Trix Davis our Aged Care and Disability Services Care Officer in Umbakumba has resigned and a new replacement is being recruited. Currently meals are being delivered daily to clients through the Angurugu Aged Care and is delivered by the Night Patrol staff.

Plant and Machinery

The ride-on mower is currently in Alyangula mechanical workshop for repairs; all machinery are in good working order.

The report author does not have a conflict of interest in this matter (Section 179 of the Act).

RECOMMENDATION

That Local Authority notes the Community Development Coordinator Report.

ATTACHMENTS:

There are no attachments for this report.

GENERAL BUSINESS

ITEM NUMBER 8.2
TITLE Corporate Services Report
REFERENCE 1610467
AUTHOR Michael Freeman, Corporate Services Manager

SUMMARY:

This report presents the financial expenditure plus employment statistics as of 30 April 2022 within the Local Authority area.

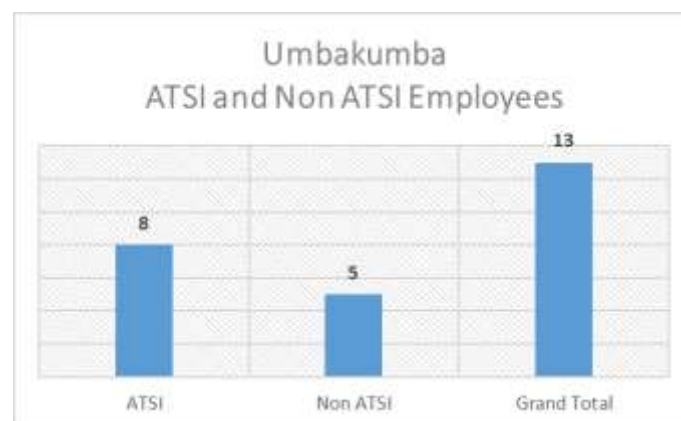
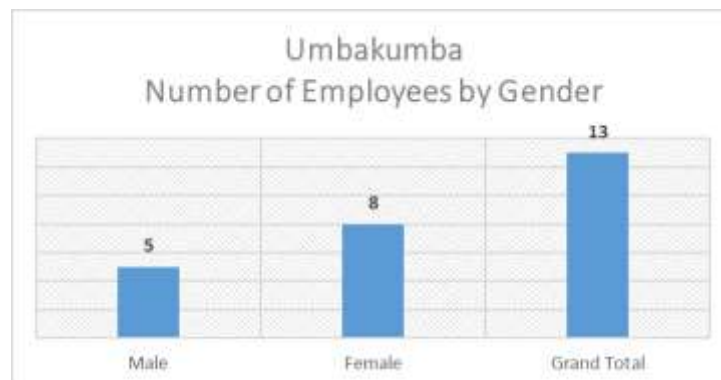
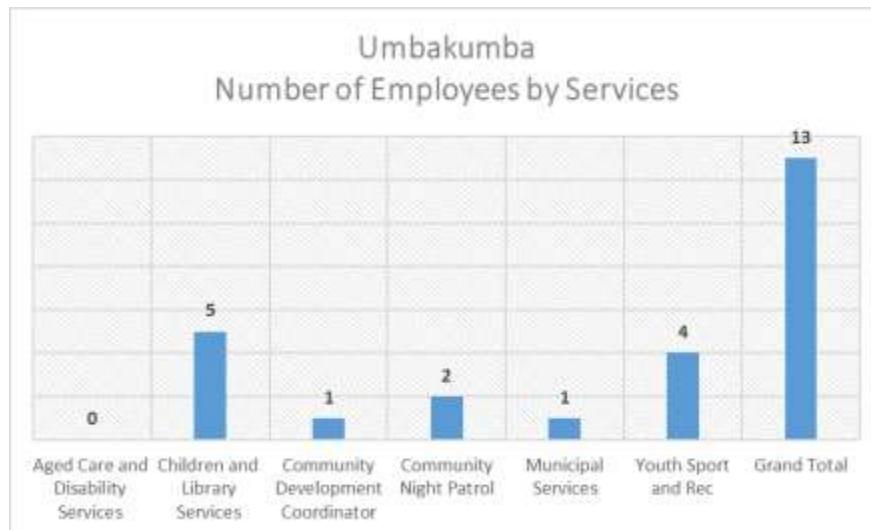
BACKGROUND

Local Authorities need to consider the Finance Report carefully as it details the current actual figures against the budget for the Local Authority area. Also the report details the number of staff against the different service areas.

GENERAL

The following tables show year to date employment costs against budget. Services that are under budget are the result of lack of attendance at work and vacancies due to staff turnover.

Row Labels	Actual YTD	Budget YTD	Variance	% of Variance
Aged Care and Disability Services	135,764	170,549	34,785	20%
Children and Family Services	146,658	222,091	75,433	34%
Community Development	105,477	125,642	20,166	16%
Community Patrol and SUS Services	79,682	95,365	15,684	16%
Library Services	9,851	55,042	45,191	82%
Municipal Services	88,314	164,477	76,164	46%
Waste and Environmental Services	4,016	14,722	10,707	73%
Youth, Sport and Recreation Services	88,810	109,800	20,990	19%
Grand Total	658,572	957,690	299,118	31%

Employee Statistics:**Vacancies as of 30 April 2022:**

Position	Level
Aged Care & Disability Services Officer	Level 3
Community Development Coordinator	Level 8
Community Liaison Officer / Customer Service Officer	Level 1
Community Library Officer	Level 1
Community Patrol Officer	Level 1
Municipal Services Officer	Level 1

The report author does not have a conflict of interest in this matter (Section 179 of the Act).

RECOMMENDATION

That the Local Authority receives the Financial and Employment information to 30 April 2022.

ATTACHMENTS:

1 [!\[\]\(5a132f13505a6571904d622757b7a8f0_img.jpg\)](#) Financial Result_Each Reporting Location_Umbakumba

Each Reporting Location

INCOME AND EXPENSE STATEMENT YEAR TO DATE 30 APRIL 2022	Umbakumba		
	ACTUALS YTD	BUDGET YTD	VARIANCE YTD
OPERATING REVENUE			
Grants	959,590	1,157,775	(198,184)
User Charges and Fees	173,671	217,926	(44,254)
Rates and Annual Charges	533,128	532,590	538
Interest Income	-	-	-
Other Operating Revenues	3,300	4,231	(931)
Untied Revenue Allocation	596,497	596,497	-
TOTAL OPERATING REVENUES	2,266,187	2,509,018	(242,832)
OPERATING EXPENSES			
Employee Expenses	658,572	957,690	(299,118)
Materials and Contracts	159,363	591,647	(432,284)
Elected Member Allowances	-	-	-
Council Committee & LA Allowances	566	7,500	(6,934)
Depreciation and Amortisation	25,541	14,774	10,767
Interest Expenses	-	-	-
Other Operating Expenses	469,056	366,552	102,504
Council Internal Costs Allocations	385,431	637,467	(252,036)
TOTAL OPERATING EXPENSES	1,698,529	2,575,631	(877,101)
OPERATING SURPLUS / (DEFICIT)	567,658	(66,612)	634,270
Capital Grants Income	-	-	-
SURPLUS / (DEFICIT)	567,658	(66,612)	634,270
Capital Expenses	(31,605)	(816,805)	785,200
Transfer to Reserves	-	(100,030)	100,030
Add Back Non-Cash Expenses	25,541	14,774	10,767
NET SURPLUS / (DEFICIT)	561,593	(968,673)	1,530,267
Carried Forward Grants Revenue	545,475	639,856	(94,381)
Revenue Received in Advance	-	-	-
Transfer from General Equity	-	-	-
Transfer from Reserves	-	824,358	(824,358)
TOTAL ADDITIONAL INFLOWS	545,475	1,464,214	(918,739)
NET OPERATING POSITION	1,107,068	495,540	611,528
			-

GENERAL BUSINESS

ITEM NUMBER	8.3
TITLE	Draft Regional Plan
REFERENCE	1614677
AUTHOR	Michael Freeman, Corporate Services Manager

**SUMMARY:**

This report is to progress the Regional Plan.

BACKGROUND

The *Local Government Act* requires each Council to have a Regional Plan.

The Regional Plan must contain a service delivery plan (what the Council is going to do) and the Council budget.

It must also include a longer term financial plan.

The plan must be adopted by resolution by 30 June 2022.

Before adoption, it must be approved as a draft, and made available to the public for comment.

It must be made available to Local Authorities for comment.

The timetable is therefore:

- The draft Annual Plan is presented to the Local Authorities from 16 to 27 May;
- Special Meeting – Monday 30 May – to approve a DRAFT with Local Authority feedback for public comment from 31 May to 21 June 2022.
- Ordinary Meeting – Thursday 30 June – approve and set rates.

GENERAL

The Annual Budget

The Annual Budget has been prepared on a business as usual approach.

The Money Story:

Council has two types of money – tied and untied. Tied money can only be used for the purpose the money is allocated.

(note, in the numbers below, money into the money pile is shown with a “-“ in front).

Tied Section

Tied new Revenue is \$15,968,166.

-1,248,238	Local Authorities
-3,560,765	Waste and Environmental Services
-556,273	Visitor Accommodation
-7,359,227	Aged Care and Disability Services
-166,075	Community Media
-3,077,587	Community Patrol and SUS Services

Added to that is Tied money from previous years, including the current unfinished year of \$4,838,174.

-2,927,099	Local Authorities
-165,528	Waste and Environmental Services
-1,226,935	Aged Care and Disability Services
-91,251	Community Media
-427,360	Community Patrol and SUS Services

Added to that is Tied money from Reserves of \$5,540,190.

That gives \$26,346,530 to spend on Tied services.

The expenditure on Tied services is \$15,375,736

389,809	Local Authorities
4,658,259	Waste and Environmental Services
244,237	Visitor Accommodation
7,227,599	Aged Care and Disability Services
184,329	Community Media
2,671,503	Community Patrol and SUS Services

Allocations and charges from Council to be transferred is \$3,612,468.

These are for information technology, fleet, building costs, accounting, insurance and management oversight.

Capital expenditure items in Tied services are \$7,358,326.

The expenditure plus allocations plus capital equal \$26,346,530.

Untied Section

Untied new Revenue is \$28,489,857

-113,298	Community Development
-136,458	Veterinary and Animal Control Services
-1,247,950	Fleet and Workshop Services
-375,063	Library Services
-1,152,551	Local Road Maintenance & Traffic Management
-1,848,059	Local Road Upgrade and Construction
-2,108,351	Building and Infrastructure Services
-2,087,874	Children and Family Services
-3,502,594	Youth, Sport and Recreation Services
-10,000	Local Commercial Opportunities
-15,907,659	Corporate Services

Added to that is untied money from previous years, including the current unfinished year of \$934,869

-11,089	Veterinary and Animal Control Services
-150	Lighting for Public Safety
-9,228	Local Road Maintenance & Traffic Management
-1,716	Local Road Upgrade and Construction
-156,622	Building and Infrastructure Services
-45,195	Children and Family Services
-707,870	Youth, Sport and Recreation Services
-3,000	Community Events

Added to this is the allocations and charges transferred from Tied services of \$3,612,468.

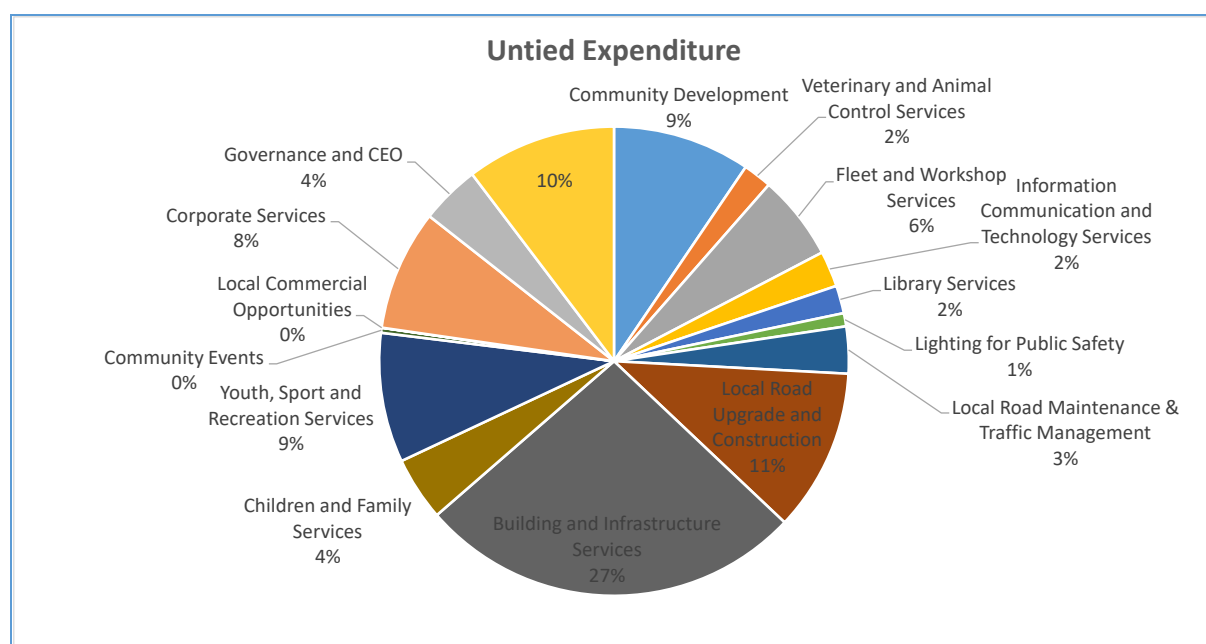
Added to that is Untied money from Reserves of \$4,872,500

354,753	Fleet and Workshop Services
-1,434,521	Local Road Upgrade and Construction
-3,339,732	Building and Infrastructure Services
50,000	Governance and CEO
-503,000	Municipal Services

That gives \$37,909,694 to spend on Untied services.

The expenditure on Untied services is \$36,909,830

3,499,808	Community Development
729,406	Veterinary and Animal Control Services
2,168,182	Fleet and Workshop Services
910,346	Information Communication and Technology Services
707,212	Library Services
335,433	Lighting for Public Safety
1,192,936	Local Road Maintenance & Traffic Management
4,134,296	Local Road Upgrade and Construction
9,800,880	Building and Infrastructure Services
1,623,470	Children and Family Services
3,295,432	Youth, Sport and Recreation Services
126,000	Community Events
3,500	Local Commercial Opportunities
3,069,606	Corporate Services
1,503,009	Governance and CEO
3,810,314	Municipal Services



Capital expenditure items in Untied services are \$934,352.

The operating expenditure and capital expenditure equal \$37,844,182.

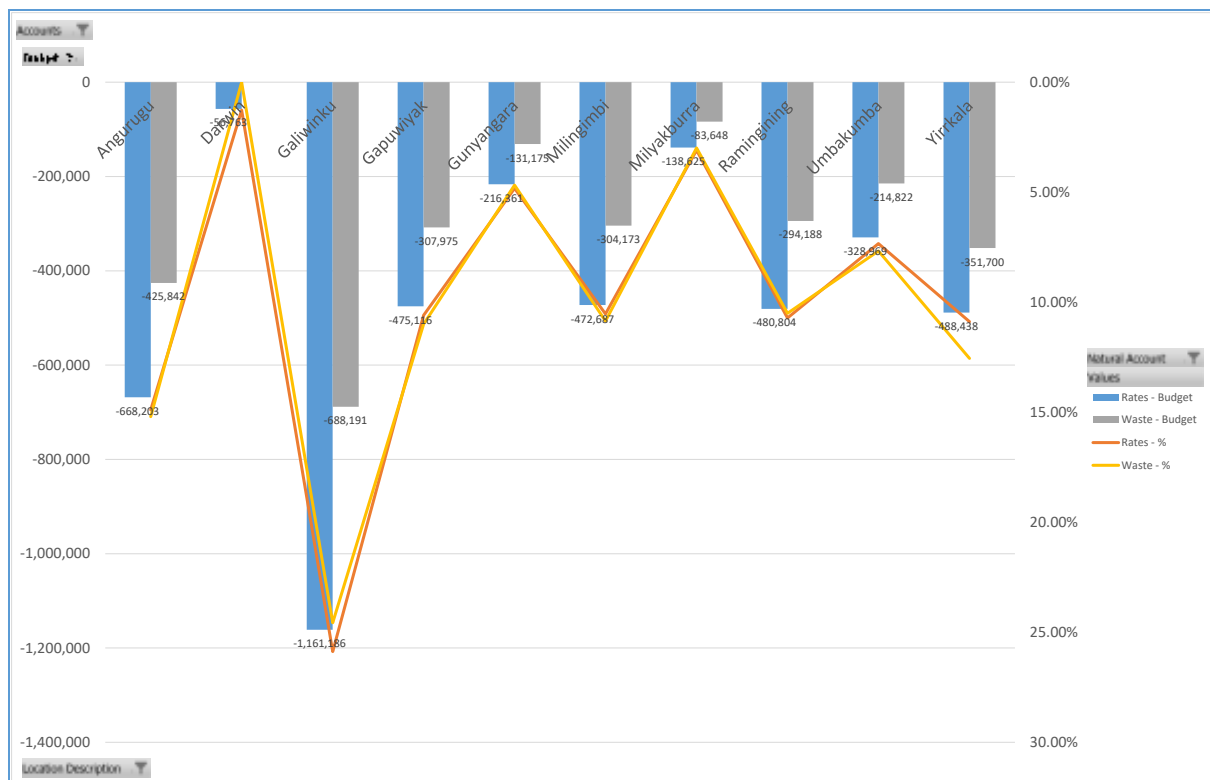
That leaves a small surplus of \$65,512.

(all these numbers exclude depreciation).

Rates and Waste Income

The Untied income includes \$4,487,152 of property rates.

The Tied Waste income includes \$2,801,713 of domestic waste charges.



Local Government Funding

Major funding of \$13.8m from both Federal and Territory Government:

What	Amount	From Whom
Financial Assistance (General Purpose)	\$3.45m	Australian Govt
Financial Assistance (Roads)	\$1.33m	Australian Govt
NT Operational Subsidy	\$6.5m	NTG
Indigenous Jobs Development	\$1.28m	NTG
Local Authority Projects	\$1.24m	NTG

Local Projects

East Arnhem Regional Council – Stage 1 Local Authority Community Projects

Angurugu \$889,115.33

- *Public Toilets * Riverside Market Space *Footbridge
- *External Public Seating & Benches in Church Area & Cemetery

Umbakumba \$857,115.33

- *Footpaths – Underway *Oval Improvements *Firefighting Unit – completed
- *Floating Pontoon / Jetty *Solar Lighting at Foreshore
- *Lockable trailer for music equipment – completed
- *Equipment for New Recreation Hall (up to \$30,000.00) – completed

Milyakburra \$672,115.33

- *Oval funding contribution *Public Toilets *Jetty
- *Up to \$30,000.00 Contribution for a BMX Track
- *Shade Structure at the Barge Landing – completed

Ramingining \$872,115.33

- *Oval Lights – underway *Airport Shelter Upgrade – Painting and Extension – underway

Milingimbi \$956,515.33

- *Public Toilets near the Foreshore at Jesse Smith Park
- *Waterpark
- *Lockable Double Bin Stands for Each House – underway

Gapuwiyak \$870,915.33

- *Two Playgrounds *Solar Lighting *Shade Shelters at Wharf Camp – completed
- *Two Public Toilets – Near Airport and to replace those near Central Council Area
- *Up to \$50,000.00 Financial Contribution towards Grant Funding for Improved Airport Waiting Facility

Galiwin'ku \$1,483,415.33

- *Public Toilets at Two Locations *Additional Footpaths – underway
- *Buthan Recreation Area *Co-Contribution to a Ceremony Area
- *Outdoor Youth Recreation Facilities, incorporating a Waterpark and BMX Track

Yirrkala \$1,072,215.33

- *Playgrounds *Fencing around Oval *Improved Oval Lighting - underway
- *Two Public Toilets at Shady Beach & Oval *Improvements to Ceremony Areas

Gunyangara \$678,415.33

- *Multi-Purpose Building at Oval – Change Rooms/Bathrooms (Cyclone Shelter)
- *Footpaths (from School to Gumatj Office) - underway
- *Landscaping and Beautification around Community

East Arnhem Regional Council – Stage 2 Local Authority Community Projects

Council is seeking matching funds from the Northern Territory and Australian Governments and other organisations to help make these other projects a reality.

Angurugu \$889,115.33

- CCTV Cameras
- Traffic Calming

Umbakumba \$857,115.33

- New Sport and Recreational Hall
- Bollards

Milyakburra \$672,115.33

- Water Park
- Solar Lighting

Ramingining \$872,115.33

- Combined Shower, Toilets and Change Rooms at Oval
- Solar Lights at Cemetery
- Power to Cemetery
- Shade Shelter near Oval - Underway

Milingimbi \$956,515.33

- Combined Change Rooms, Shower and Toilets at Oval
- Two Shade Structures and Seating on the Foreshore
- Renovate and Upgrade the Commentator Box at Oval
- Contribute towards the Ceremony Area at Makarata Field

Gapuwiyak \$870,915.33

- Staged Waterpark
- Footpaths

Galiwin'ku \$1,483,415.33

- Shelters - underway
- Mobile Laundromat

Yirrkala \$1,072,215.33

- Sport and Recreational Hall (Cyclone Shelter) \$400,000 contribution
- Water Supply near Oval Solar Lights at Beach Areas
- Fencing for Sacred Sites
- Water Park

Gunyangara \$678,415.33

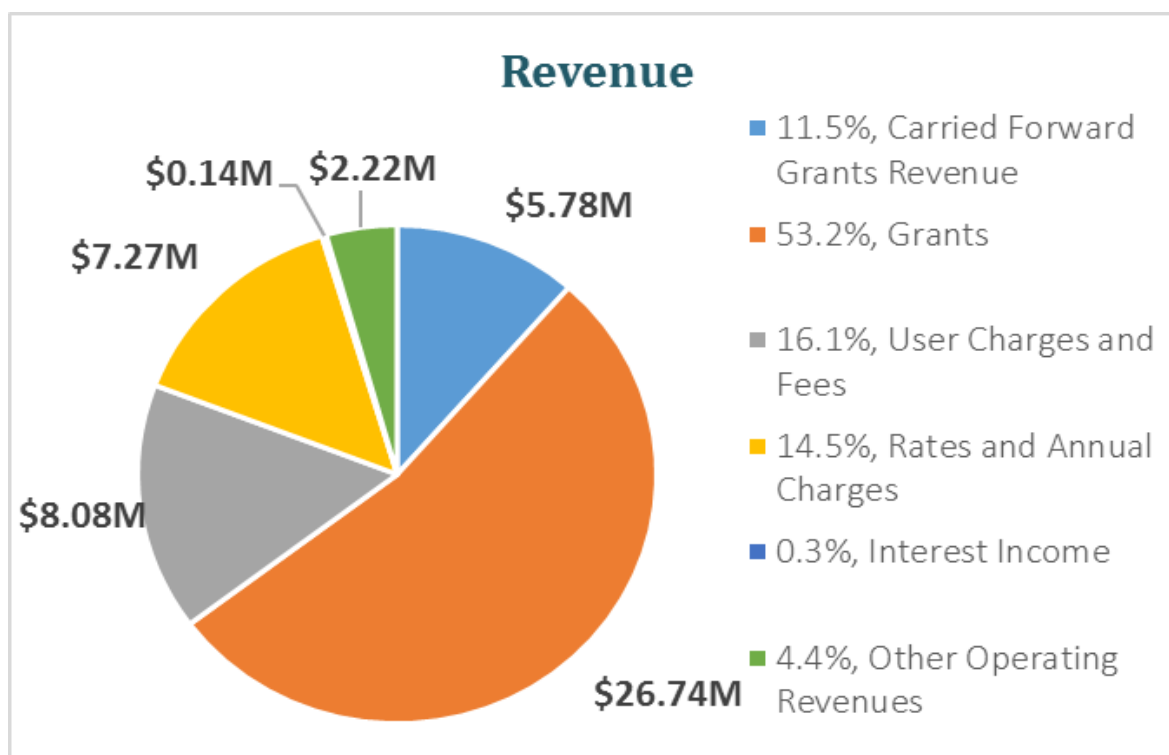
- Oval Lighting
- LED Screen and Trailer
- Basketball Court Cover and Seating

THE BUDGET BOTTOM LINE

- ✓ A budget of \$60.57M incorporating an operating expenditure budget of \$52.28M, and capital expenditure budget of \$8.29 million.
- ✓ \$10.3M from reserves will be utilised to deliver the budget.
- ✓ The operating budget will achieve an operating surplus of \$65,512 meeting the required financial sustainability target.
- ✓ A modest rate increase of 2% for all the properties. Conditional Rates for mining properties have been increased as per Gazette S18 at 36% which resulted in an increase in overall rates collection by \$20,000. The 36% increase in mining rates has also been allowed for FY2024 and FY2025. EARC does not have any pastoral properties.
- ✓ \$3.5 million investment for the aged care capital expenditure funded with Aged Care Reserves.
- ✓ Local Authority Projects of \$4.14M will be delivered with funding coming from carried forward revenue of \$3.85M and current financial year revenue of \$1.24M.

REVENUE

Council's major sources of revenue are Grants \$26.7M (54.31%), Rates and Charges \$7.27M (14.77%) and sundry income \$9.1M (18.23).



Forecasted Grant Revenue:

Grant	Amount
1624 - Community Night Patrol Services	(2,680,787)
1604 - Youth, Sport and Recreation Program	(2,134,133)
1231 - Indigenous Employment Initiative Program	(1,915,683)
1617 - Community Child Care Fund	(1,610,423)
1705 - Local Authority Project Funding 2022-2023	(1,212,100)
1665 - Local Road and Infrastructure Program	(1,132,580)
1492 - Commonwealth Home Support Programme	(814,270)
1623 - Outside School Hours Care	(506,001)
1708 - Roads to Recovery Program 2022-23	(500,000)
1318 - Regional Sobering Up Shelter, Nhulunbuy	(396,800)
1262 - Public Library Service	(375,063)
1697 - Children and Family Intensive Support	(333,333)
1204 - Mungkadinamanja Flexible Aged Care	(315,785)
1243 - Remote Sport Program	(283,927)
1319 - Communities for Children Program	(233,653)
1681 - Community Youth Diversion Program	(200,000)
1700 - 2021-22 Waste and Resource Management Grant	(193,000)
1581 - Remote Indigenous Broadcasting Service	(166,075)
1408 - Animal Management Supervisor, Groote Eylandt	(118,538)
1695 - Aboriginal Benefit Account (ABA)	(45,200)
1688 - Local Authority Project Funding 2021-2022	(30,100)
6112 - Operational Grant Income Territory Govt	(6,500,000.00)
6113 - Financial Assistance Grants Territory Govt	(3,511,334.00)
203320 - Maintain Local Roads - Nhulunbuy	(1,137,551)
203419 - Construct & Upgrade Local Roads - Gunyangara	(215,479)
297017 - Galiwinku Asbestos Project	(180,000)
Total	(26,741,814)

Rates and Charges

Budgeted rates and charges total \$7.3M of which \$4.5M will be generated through Rates Revenue and \$2.8M will be generated through Refuse Charges.

Rates are increased 2%. Mining properties rates have been increased by 36% as per Gazette S18.

	Fixed Charge	Valuation Multiplier
Rates Residential	\$ 2,977.80	
Rates Commercial	\$ 3,526.40	
Refuse charge	\$ 1,901.08	
Mining	\$ 1,211.71	0.044726

Community	General Rates Residential	# of Residential charges	General Rates Commercial	# of Commercial charges	Total Rates Revenue
Angurugu	\$ 622,360	209	\$ 45,843	13.00	\$ 668,203
Galiwinku	\$ 1,104,764	371	\$ 56,422	16.00	\$ 1,161,186
Gapuwiyak	\$ 464,537	156	\$ 10,579	3.00	\$ 475,116
Gunyangara	\$ 184,624	62	\$ 31,738	9.00	\$ 216,361
Milingimbi	\$ 458,581	154	\$ 14,106	4.00	\$ 472,687
Milyakburra	\$ 128,045	43	\$ 10,579	3.00	\$ 138,625
Ramingining	\$ 446,670	150	\$ 34,134	9.68	\$ 480,804
Umbakumba	\$ 300,758	101	\$ 28,211	8.00	\$ 328,969
Yirrkala	\$ 449,648	151	\$ 38,790	11.00	\$ 488,438
	\$ 4,159,987	1397	\$ 270,402	76.68	\$ 4,430,389
Mining Revenue					\$ 74,676
					\$ 4,505,065

Community	Refuse charge Residential	# of Residential charges	Refuse charge Commercial	# of Commercial charges	Total Refuse Charges
Angurugu	\$ 389,721	205	\$ 36,121	19.00	\$ 425,842
Galiwinku	\$ 631,159	332	\$ 57,032	30.00	\$ 688,191
Gapuwiyak	\$ 298,470	157	\$ 9,505	5.00	\$ 307,975
Gunyangara	\$ 115,966	61	\$ 15,209	8.00	\$ 131,175
Milingimbi	\$ 290,865	153	\$ 13,308	7.00	\$ 304,173
Milyakburra	\$ 74,142	39	\$ 9,505	5.00	\$ 83,648
Ramingining	\$ 277,558	146	\$ 16,631	8.75	\$ 294,188
Umbakumba	\$ 192,009	101	\$ 22,813	12.00	\$ 214,822
Yirrkala	\$ 330,788	174	\$ 20,912	11.00	\$ 351,700
	\$ 2,600,677	1368	\$ 201,035	105.75	\$ 2,801,713

Sundry Income

Income from other sundry sources is estimated at \$9.1M. Total current financial year rental income totals \$1.2M. Expected income from NDIS is \$1.97M and Medicare Subsidies will be \$1.2M.

Income from accommodation is forecasted at \$545k for the financial year. Workshop services have been forecasted to achieve \$170K. Indigenous Wage Subsidies are in line with previous years at \$1.28M.

Account	Amount
6320 - Child Care Fees - Families	(72,338)
6321 - Client Contribution	(488,410)
6323 - Rental Income	(1,208,321)
6325 - Child Care Fees	(171,461)
6327 - Medicare Subsidies	(1,854,950)
6331 - Shops and Merchandise Income	(4,400)
6332 - Workshop Services Income	(170,000)
6334 - Accommodation Income	(545,773)
6335 - Commercial Waste Fees	(307,100)
6338 - Contract Income	(101,098)
6339 - Other Service Fee Income	(37,800)
6340 - Indigenous Wage Subsidies	(1,284,000)
6341 - Diesel Fuel Income	(550,000)
6342 - Opal Fuel Income	(290,000)
6346 - Fuel Tax Rebates	(3,420)
6348 - Waste Recycling	(6,750)
6351 - NDIS - National Disability Insurance Scheme	(1,970,130)
6361 - Gravel Sales	(15,000)
6362 - Income Others	(7,500)
6363 - CDS Depot Income	(66,300)
6364 - CDS Cages Income	(3,882)
	(9,158,633)

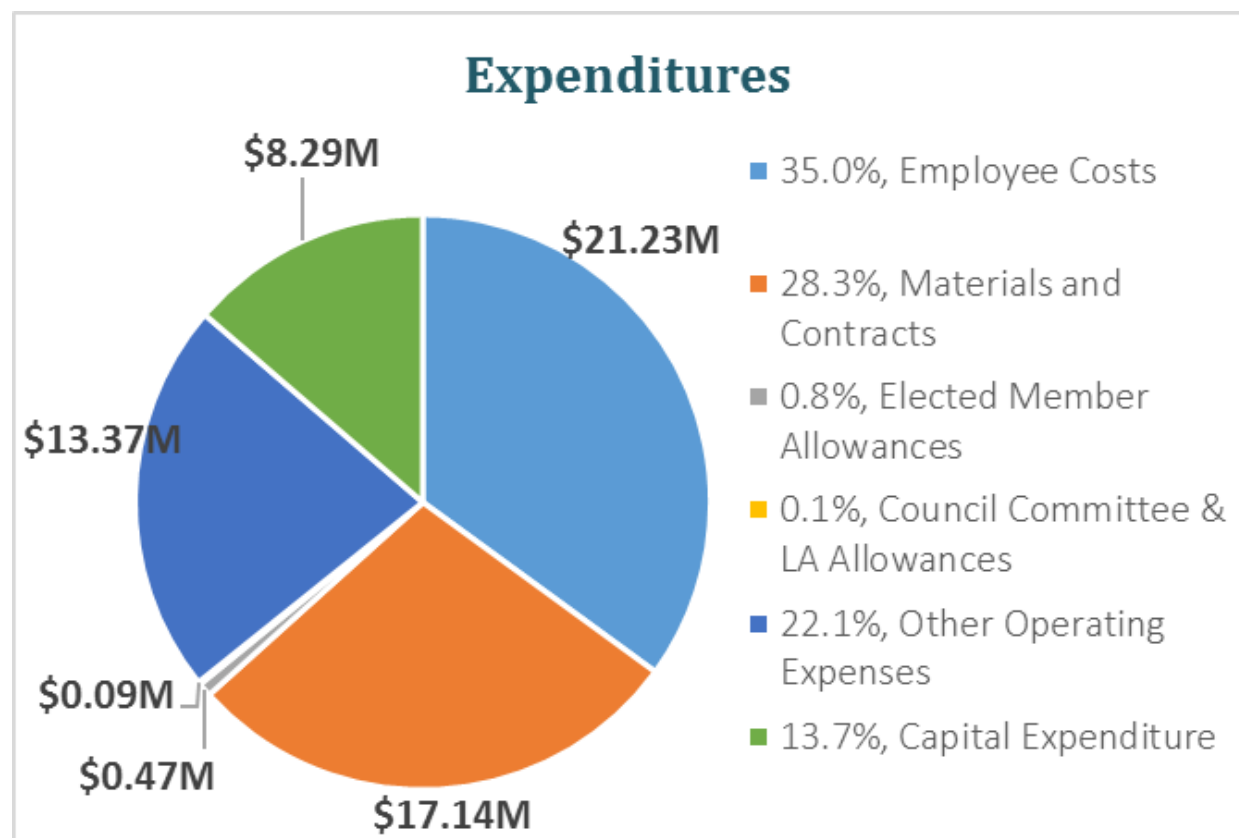
Interest on cash investments and overdue rates is forecast achieve \$139K in 2022/23. There is possibility of earning higher interest rate if the Reserve Bank increase the cash rate.

Insurance reimbursement of \$900,000 has been estimated for Milingimbi Fire that destroyed vehicles and building.

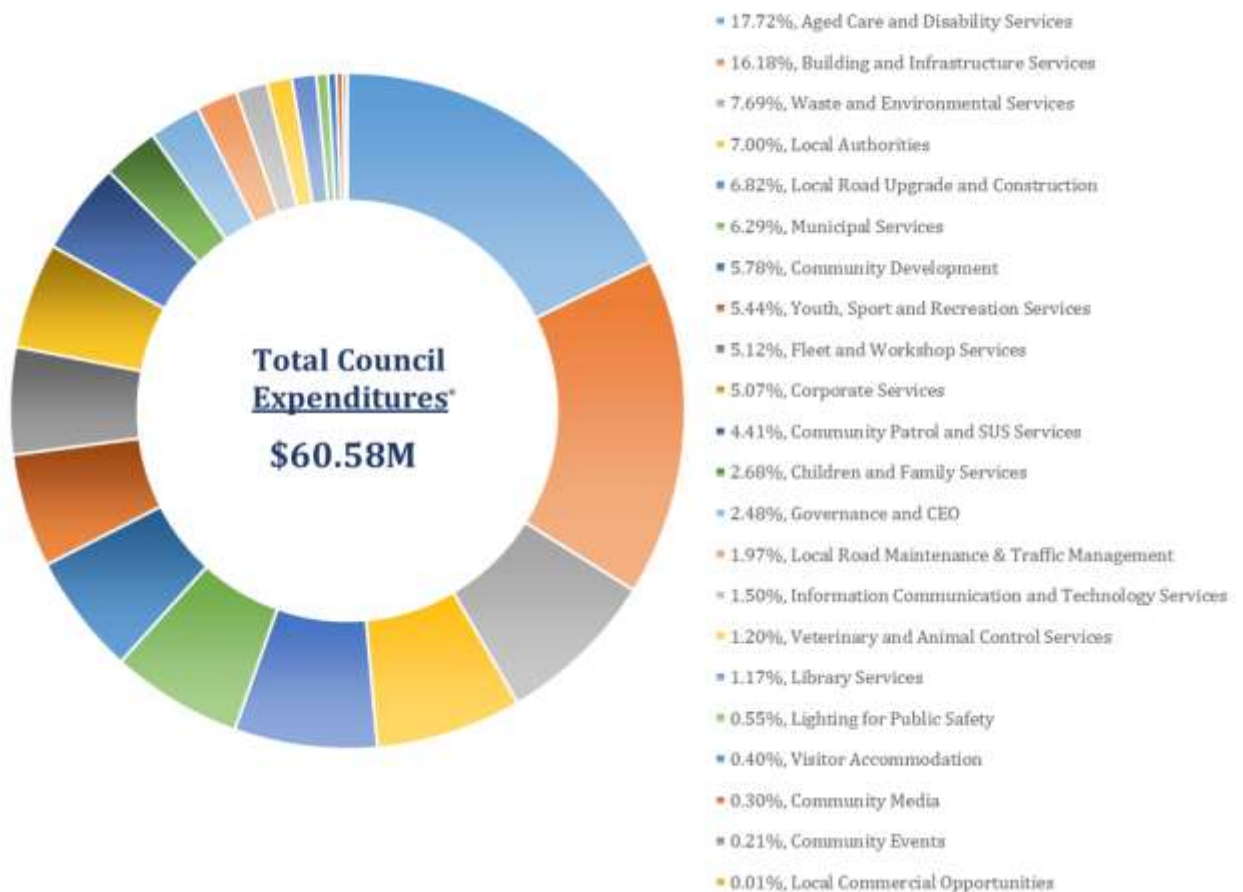
OPERATING EXPENDITURE

Council's expenditure is budgeted at \$60.5 M, \$52.28M of which consists of operating expenditure and \$8.29M consists of capital expenditure.

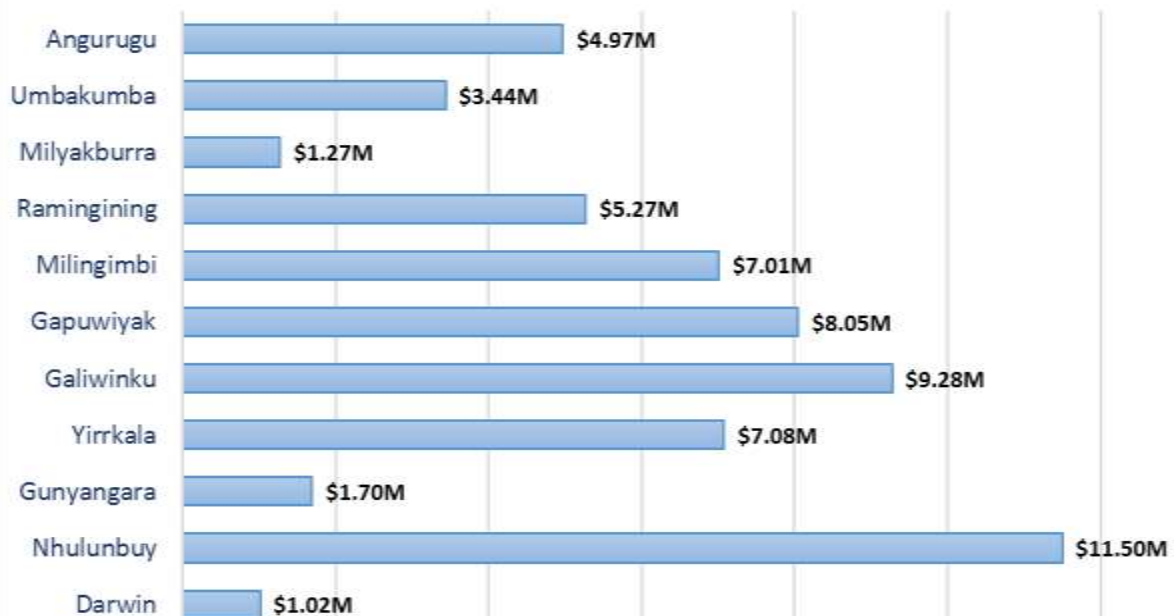
Expenditures	Budget
Employee Costs	21,225,218
Materials and Contracts	17,136,081
Elected Member Allowances	465,128
Council Committee & LA Allowances	87,966
Other Operating Expenses	13,371,173
Capital Expenditure	8,292,678
	60,578,244



Where the money will be spent in FY2023



Budgeted Spending



Employee Benefits

Employee costs of \$21.2 million includes direct employee related salary expenditure and other indirect costs such as superannuation, workers compensation insurance and staff training. The total increase in staff costs from 2021/2022 is 9%, primarily reflecting employee certified agreement increases and workers compensation premium increases, and the inclusion of optimal operating staffing structures aligned with revenue for the various programs of council and the project funding agreements. For the wider Community Development directorate this includes the notable creation of the Regional Manager – Community Development position. Youth sport and recreation program has committed extra resources to its staffing plan to align community expectations and market conditions. Children and Library services has undergone internal structure changes with planned changes in the funding landscape.

Service Area	Budget
107 - Community Development	2,667,326
108 - Veterinary and Animal Control Services	410,456
112 - Fleet and Workshop Services	610,261
114 - Information Communication and Technology Services	138,336
115 - Library Services	572,121
118 - Local Road Maintenance & Traffic Management	148,225
122 - Building and Infrastructure Services	1,276,008
129 - Waste and Environmental Services	744,481
139 - Visitor Accommodation	112,657
141 - Aged Care and Disability Services	4,100,898
145 - Children and Family Services	1,298,361
146 - Community Media	88,018
147 - Community Patrol and SUS Services	2,025,243
152 - Youth, Sport and Recreation Services	2,200,757
167 - Corporate Services	1,808,809
168 - Governance and CEO	481,142
169 - Municipal Services	2,516,118
Grand Total	21,199,218

Materials and Services

Materials and services are a significant component of Council's expenditure budget at \$17.13 million.

Significant areas of material and service expenditure that assist with the delivery of services to the community include \$10.3M million in maintenance and operational costs for roads, waste management costs of \$1.8 million relating primarily to waste collection, processing and recycling, and disposal.

Other significant expense items included in the budget are shown in the table below:

Service Area	Budget
100 - Local Authorities	289,750
101 - Local Laws & Administration of Local Laws	0
107 - Community Development	220,005
108 - Veterinary and Animal Control Services	130,054
112 - Fleet and Workshop Services	117,713
114 - Information Communication and Technology Services	451,074
115 - Library Services	16,326
116 - Lighting for Public Safety	237,333
118 - Local Road Maintenance & Traffic Management	992,265
119 - Local Road Upgrade and Construction	4,134,296
122 - Building and Infrastructure Services	6,205,133
129 - Waste and Environmental Services	1,884,069
139 - Visitor Accommodation	46,341
141 - Aged Care and Disability Services	698,107
145 - Children and Family Services	114,679
146 - Community Media	648
147 - Community Patrol and SUS Services	39,071
152 - Youth, Sport and Recreation Services	109,131
156 - Community Events	67,700
157 - Local Commercial Opportunities	1,500
167 - Corporate Services	685,724
168 - Governance and CEO	59,640
169 - Municipal Services	654,972
Grand Total	17,155,531

Depreciation

The draft budget includes depreciation of \$3.52M. This is not funded.

Capital Plan

Council's draft 2022/23 capital budget of \$8.2M includes \$3.5M for aged care \$3.5M for Aged Care Capital Program that has been budgeted funded through Aged and Disability Reserve.

Aged care capital program included the following:

- ✓ \$2m for the replacement of Yirrkala Aged & Disability Centre (Lot 143)
- ✓ \$0.7M for Ramingining Aged and Disability Centre Refurbishment and Extensions
- ✓ \$118,000 for Lot 255 Milingimbi Aged & Disability Centre for Power upgrades, laundry upgrades & Roof Repairs
- ✓ \$420,000 for Aged & Disability Services replacement fleet

Roading

- ✓ \$96k allocated for grading of Yanbukawa Road at Angurugu community in addition to guide post and sign replacements due to damage within the town.

- ✓ \$35K for Umbakumba 4 Mile road grading shoulder reconstruction
- ✓ \$45K for Umbakumba Sign replacement and gravel purchases
- ✓ \$20K for Milyakburra barge road and networked grading as per LAC engagement
- ✓ \$120K for Ramining bi-annual grading of town and remote network
- ✓ \$46K for Milingimbi Bi-Annual grading
- ✓ \$254K for Gapuwiyak Bi-Annual network grade
- ✓ \$150K for Galiwinku Bi-Annual Grading
- ✓ 15K for Galiwinku clearing and base works on hunting and significant area tracks
- ✓ 15k for shoulder reinstatement with in the Gunyangara town roads
- ✓ 100K for additional allocation from draft surplus for Regional Road Safety Audit
- ✓ \$450K for Gapuwiyak local roads additional allocation from draft surplus for rural network upgrade on Balma-Numbawar link road
- ✓ \$800k for Galiwinku new curbing and drainage installation on Wakirana street- Colledge Road/Gakuda Street and Dhorunhdhu Street to mitigate run off.
- ✓ \$800k for Yirrkala reconstruction and seal inclusive of kerbing to reduce downhill flow rates into properties on Balnama Street and Gumatj Road
- ✓ \$450k for Gunyangara curbing of Yunupingu Drive
- ✓ \$2K for Gapuwiyak cultural tracks
- ✓ Roads to Recovery Programme Capital Grant Funding of \$500,000 will be used for kerbing and storm water works at Galiwinku.
- ✓ Another \$400,000 will be used from reserves to deliver new curbing and drainage installation on Wakirana street - College Road / Gakuda Street and Dhorunhdhu Street to mitigate run off
- ✓ \$800,000 will be used from reserves for Reconstruction and seal inclusive of kerbing to reduce downhill flow rates into properties on Balnama Street and Gumatj Road
- ✓ \$4.37M are planned for Road Expenditure in total that will be funded with \$3M grant funding and use of reserve funding for \$1.43M.

Building & Infrastructure

- ✓ \$9.8M will be spent on Building and Infrastructure
- ✓ \$900K will be used to build Milingimbi Shed damaged due to fire, funded through insurance recovery.
- ✓ \$234K has been allocated for staff housing Furniture
- ✓ Ramining Airport shelter \$ 32,000.

Waste Management

- ✓ \$4.6M has been planned for Waste Management that will utilise waste management reserve by \$1.83M.
- ✓ \$1.M for Landfill facilities, \$1.9M for Waste Management and \$0.86M for Scrap Metal Recovery Project has been budgeted.

Community

Other major Operating expenditure included the following.

- ✓ Community Development Coordinators Budgets has been increased by \$45k

- ✓ \$100k has been allocated for Child Care Perimeter Fencing at Gapuwiyak
- ✓ 40K for LED Trailer screen maintenance
- ✓ 30K cleaning budget for heavy cleans of Council offices that are well over due in locations where cleaners cannot be sourced.

Veterinary and Animal Control Services

- ✓ 10K allocated for Locum Veterinarian surgery
- ✓ \$40K allocated for rebuild of MS shed adjoining Vet Area

Fleet & Workshop

- ✓ \$934K will be used to replace existing Fleet.

Statement of Financial Performance

for the year ended 30th June 2023

	Budget 2023 \$
Operating Revenue	
Grants	25,609,234
User Charges and Fees	8,076,883
Rates and Annual Charges	7,274,073
Other Operating Revenue	2,219,250
Interest Income	139,965
TOTAL OPERATING REVENUE	43,319,405
Operating Expenses	
Employee Costs	21,225,218
Materials and Contracts	17,136,081
Elected Member Allowances	465,128
Council Committee & LA Allowances	87,966
Depreciation and Amortisation	3,521,018
Other Operating Expenses	13,371,173
TOTAL OPERATING EXPENSES	55,806,584
OPERATING DEFICIT	(12,487,179)
Capital Grants Income	1,132,580
DEFICIT AFTER CAPITAL GRANTS INCOME	(11,354,599)
Capital Expenditure	(8,292,678)
Transfer to Reserves	(3,552,846)
Add back Depreciation Expense	3,521,018
NET BUDGET DEFICIT	(19,679,104)
Carried Forward Grants Revenue	5,779,080
Transfer from General Equity	50,000
Transfer from Reserves	13,915,536
TOTAL ADDITIONAL INFLOWS	19,744,616
NET BUDGETED OPERATING POSITION	65,512

Notes:

^① Grants plus capital grants income include Tied funding of \$16,730,480 and Untied funding of \$10,0

^② *Carried Forward Revenue* is revenue that has been received and recognised in a previous year in Council's Financial Statement as required by Accounting Standards. It is included in the Council budget in the year it is expected to be spent as this allows Council to set a budget that matches its revenue with the related expenditure, ignoring timing differences between financial years.

Forecast Statement of Financial Position

As at 30th June 2023

	Forecast 2023 \$
CURRENT ASSETS	
Cash and Cash Equivalents	24,154,904
Trade and Other Receivables	826,016
Other Current Assets	1,437,233
TOTAL CURRENT ASSETS	26,418,153
NON-CURRENT ASSETS	
Property, Plant and Equipment	78,497,857
Other Assets	213,734
TOTAL NON-CURRENT ASSETS	78,711,591
TOTAL ASSETS	105,129,744
CURRENT LIABILITIES	
Trade and Other Payables	1,579,142
Other Liabilities	913,428
Lease Liabilities	223,182
Provisions	2,798,172
TOTAL CURRENT LIABILITIES	5,513,924
NON-CURRENT LIABILITIES	
Lease Liabilities	11,185,166
Provisions	3,476,179
TOTAL NON-CURRENT LIABILITIES	14,661,345
TOTAL LIABILITIES	20,175,269
NET ASSETS	84,954,475
EQUITY	
Accumulated Surplus	27,775,012
Asset Revaluation Reserve	39,150,727
Replacement/Development Reserves*	18,028,736
TOTAL EQUITY	84,954,475
*Replacement/Development Reserves	
Fleet Replacement	5,627,182
Waste Management	743,672
Roads Replacement	2,460,902
Cemeteries Management	83,465
Buildings Replacement	1,313,895
Public Area Infrastructure	2,889,156
Disaster Recovery	500,000
Community Benefit	3,055,121
Aged and Disability	1,255,343
TOTAL	18,028,736

Forecast Statement of Cash Flows

for the year ended 30th June 2023

	Forecast 2023
	\$
CASH FLOWS FROM OPERATING ACTIVITIES	
Receipts:	
Grants and Contributions	26,741,814
Rates and Annual Charges	7,231,649
Other Operating Receipts	8,738,661
Interest received	139,965
Payments:	
Payments to Employees	20,503,495
Payments to Suppliers and Customers	29,470,094
Net Cash used in Operating Activities	(7,121,500)
CASH FLOWS FROM INVESTING ACTIVITIES	
Receipt:	
Proceeds from Sale of Assets	127,500
Payment:	
Acquisition of Property, Plant & Equipment	8,292,678
Net Cash used in Investing Activities	(8,165,178)
Net Decrease in cash held	(15,286,678)
Cash at beginning of period	39,441,582
Cash at end of period	24,154,904

Planned Major Capital Works

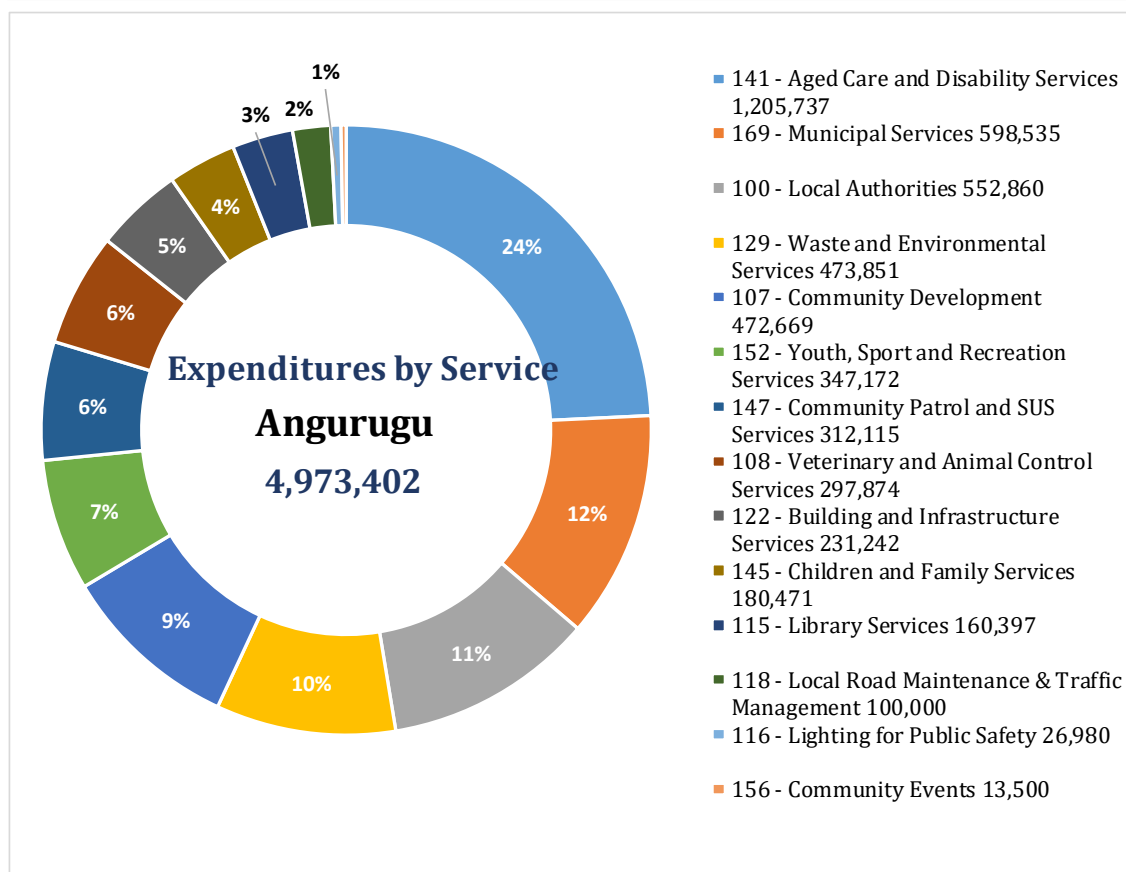
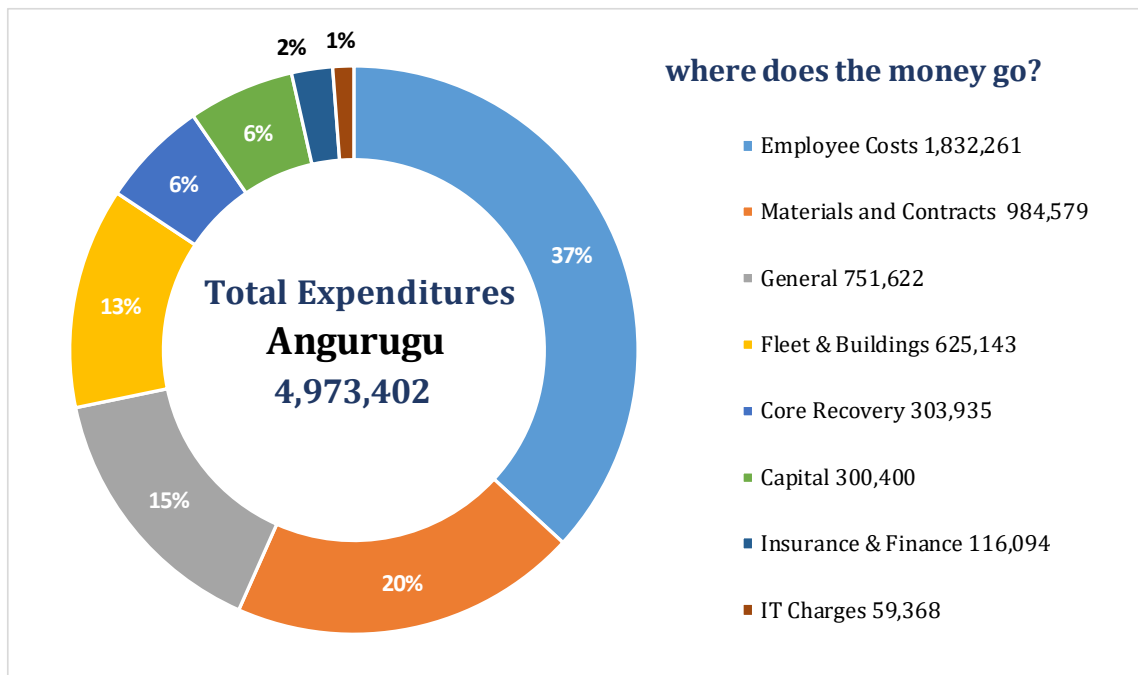
Class of Assets	By Major Capital Project	Current Financial Year 2023
		Budget
		\$
		(B)
Infrastructure	Design & Construct Replacement Aged & Disability Centre Lot 143 Yirrkala	2,000,000
Infrastructure	Refurbish and extensions Aged & Disability Centre Lot 143 Ramingining	772,000
Infrastructure	Power & laundry upgrades and roof repairs Aged & Disability Centre Lot 255 Milingimbi	118,000
TOTAL		2,890,000

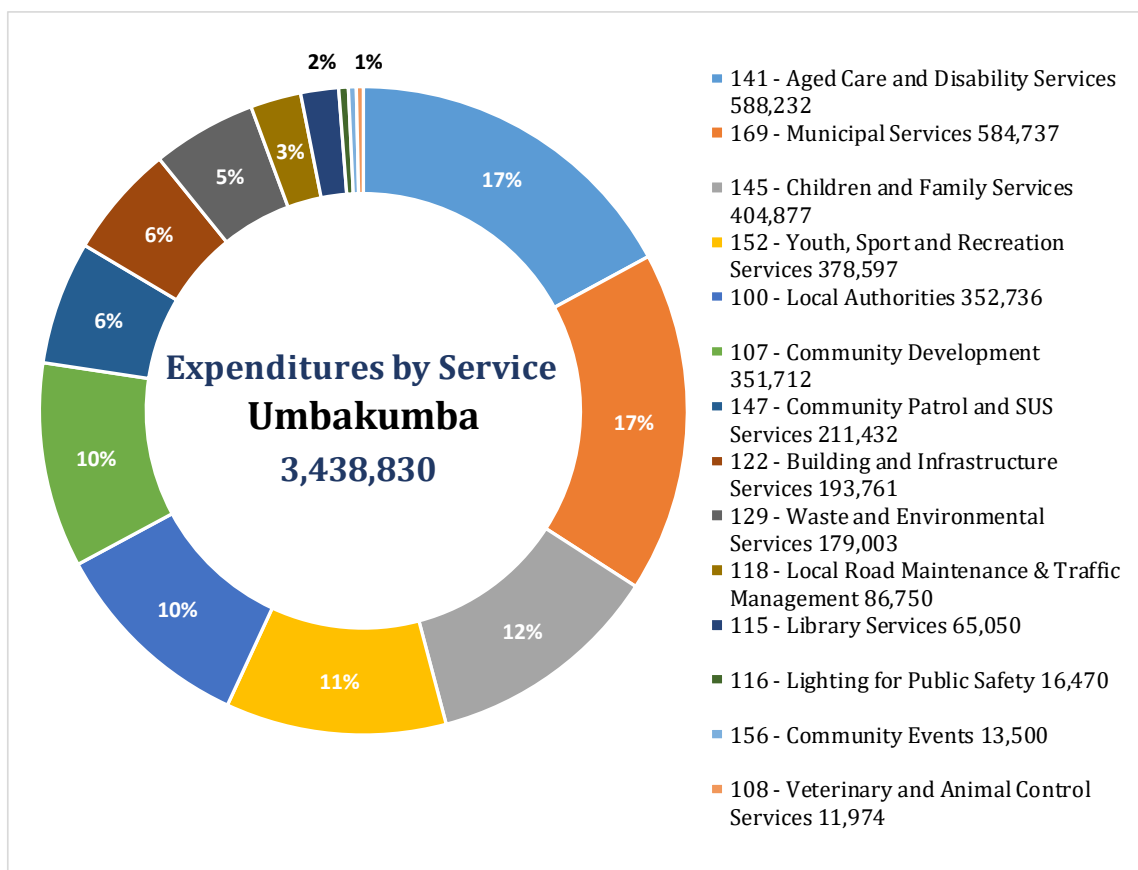
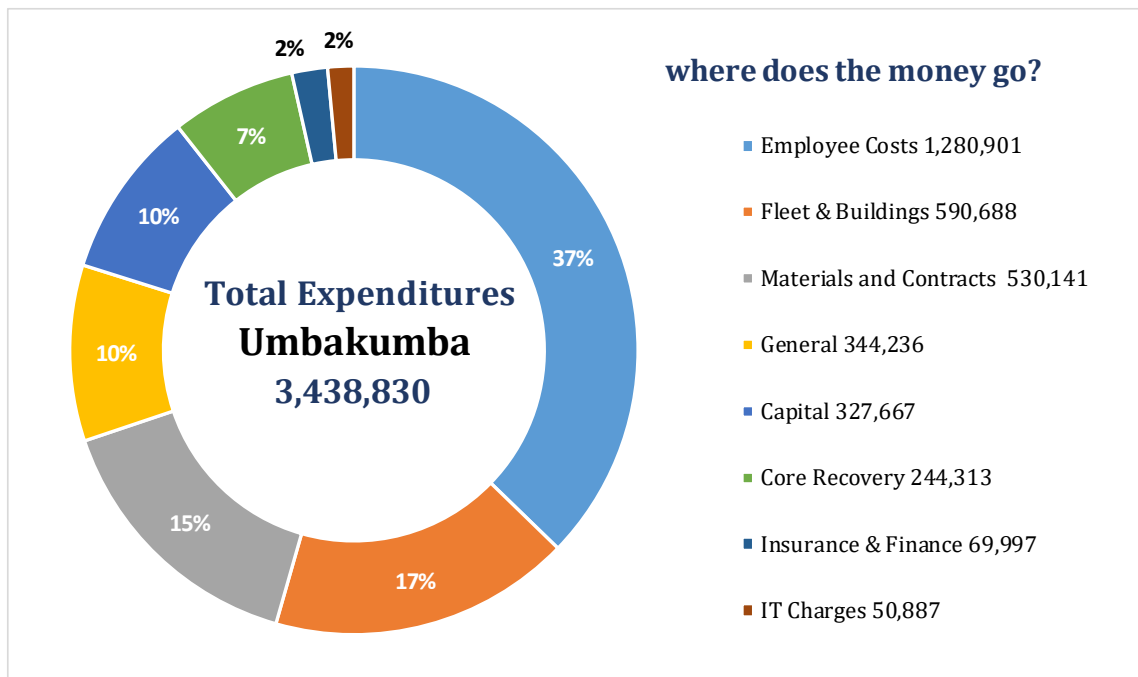
By Local Authority and Support Locations

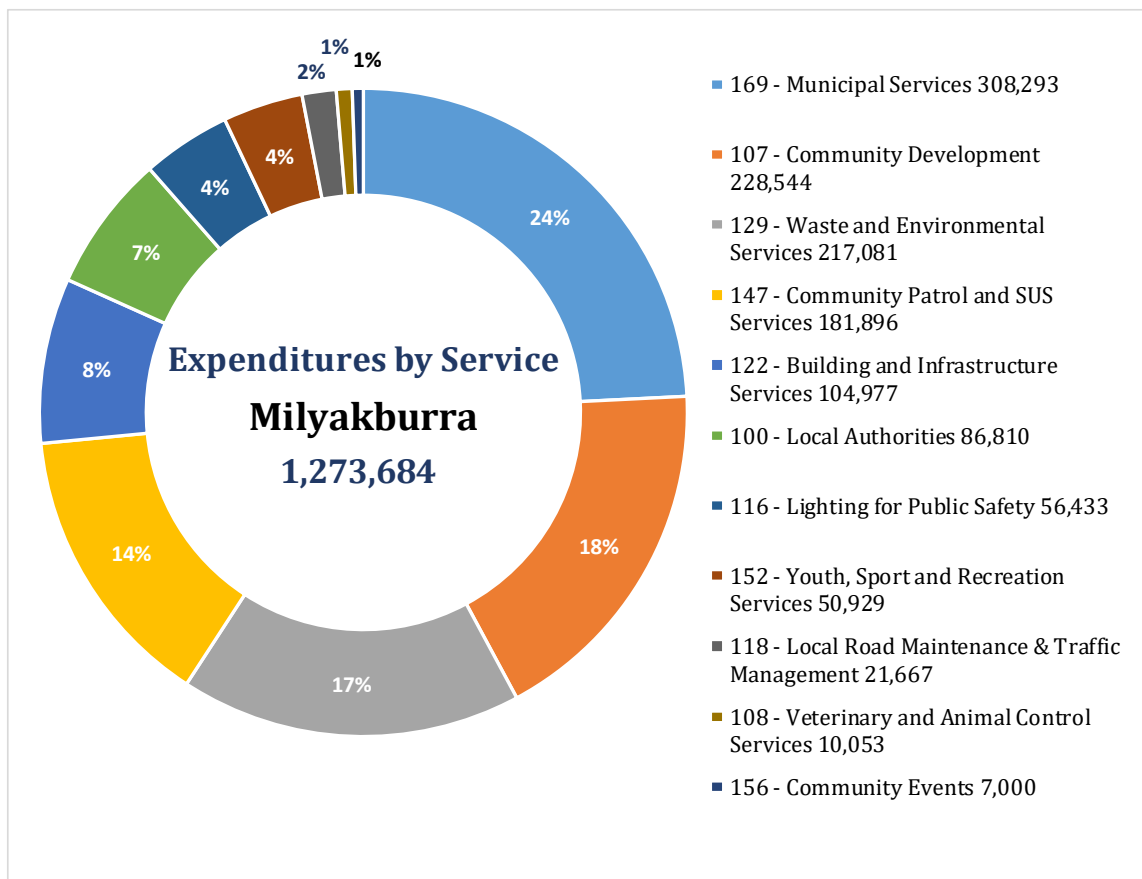
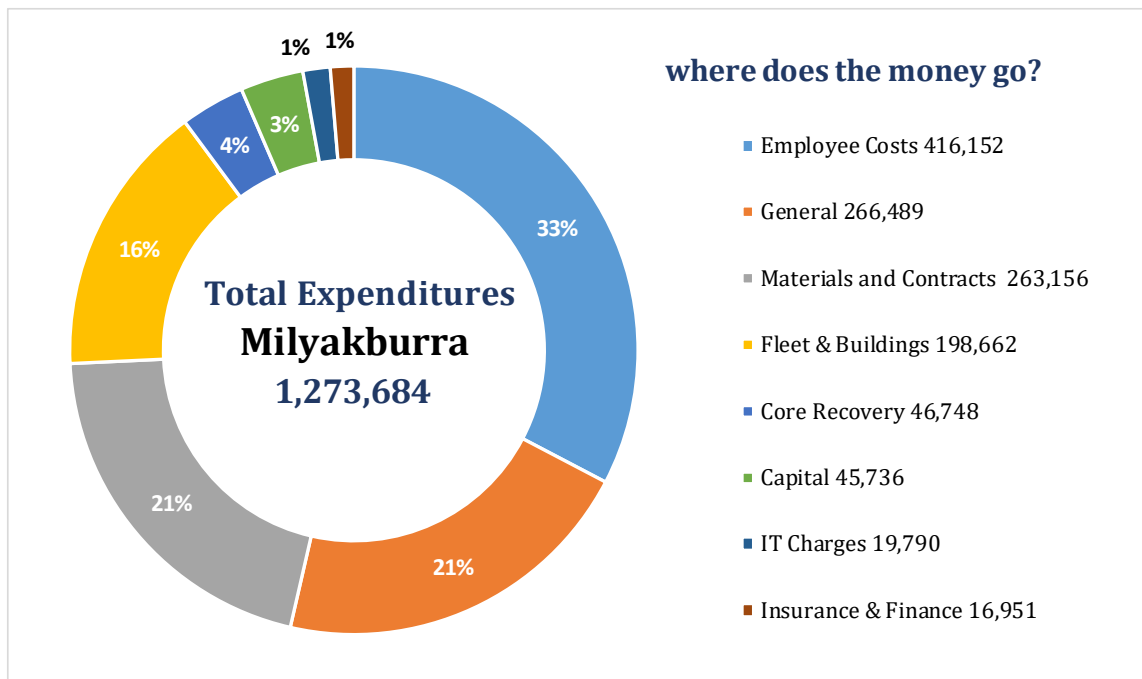
INCOME AND EXPENSE STATEMENT YEAR TO DATE 30 JUNE 2023	Nhulunbuy & Darwin	Angurugu	Umbakumba	Milyakburra
OPERATING REVENUE				
Grants	13,260,227	1,494,594	1,288,790	245,139
User Charges and Fees	2,492,321	382,648	188,342	5,700
Rates and Annual Charges	41,971	1,094,045	543,791	222,272
Interest Income	139,965	-	-	-
Other Operating Revenue	237,880	11,250	2,787	5,545
Untied Revenue Allocation	(8,248,847)	790,252	712,158	474,155
TOTAL OPERATING REVENUE	7,923,517	3,772,789	2,735,868	952,811
OPERATING EXPENSES				
Employee Expenses	5,665,629	1,832,261	1,280,901	416,152
Materials and Contracts	4,647,808	965,848	518,577	260,053
Elected Member Allowances	465,128	-	-	-
Council Committee & LA Allowances	-	9,774	9,774	9,774
Depreciation and Amortisation	3,521,018	-	-	-
Other Operating Expenses	6,171,317	876,674	416,023	276,769
Council Internal Costs Allocations	(8,879,687)	988,446	885,888	265,200
TOTAL OPERATING EXPENSES	11,591,214	4,673,002	3,111,163	1,227,948
OPERATING DEFICIT	(3,667,697)	(900,213)	(375,295)	(275,137)
Capital Grants Income	1,132,580	-	-	-
DEFICIT AFTER CAPITAL GRANTS INCOME	(2,535,117)	(900,213)	(375,295)	(275,137)
Capital Expenditure	(4,444,173)	(300,400)	(327,667)	(45,736)
Transfer to Reserves	(2,589,344)	(258,801)	(80,437)	(23,189)
Add Back Depreciation	3,521,018	-	-	-
NET DEFICIT	(6,047,617)	(1,459,414)	(783,399)	(344,062)
Carried Forward Grants Revenue	2,083,123	568,254	229,554	42,390
Transfer from General Equity	-	50,000	-	-
Transfer from Reserves	4,837,489	630,798	431,218	264,357
TOTAL ADDITIONAL INFLOWS	6,920,612	1,249,053	660,772	306,747
NET OPERATING POSITION	872,995	(210,361)	(122,627)	(37,315)

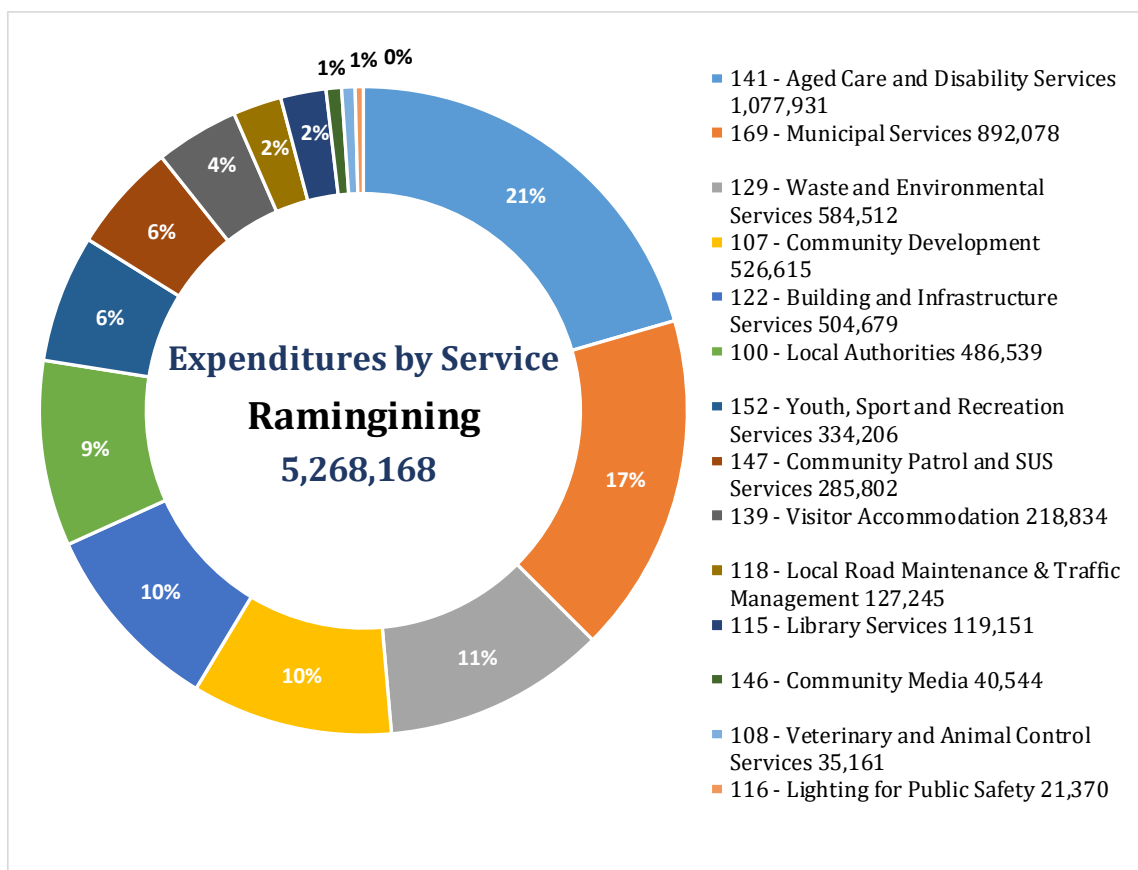
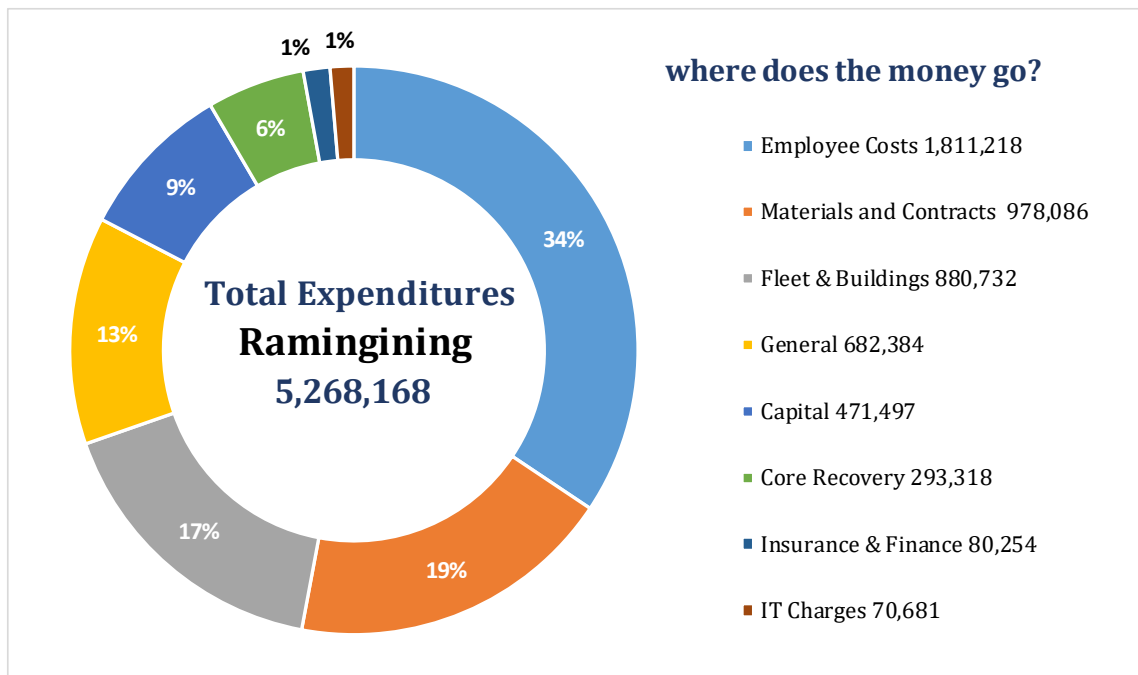
INCOME AND EXPENSE STATEMENT YEAR TO DATE 30 JUNE 2023	Ramingining	Milingimbi	Gapuwiyak
OPERATING REVENUE			
Grants	1,169,616	1,111,232	2,441,081
User Charges and Fees	842,903	854,529	1,273,372
Rates and Annual Charges	774,992	776,860	783,091
Interest Income	-	-	-
Other Operating Revenue	31,889	950,655	881,564
Untied Revenue Allocation	1,078,496	1,203,526	1,658,592
TOTAL OPERATING REVENUE	3,897,896	4,896,802	7,037,699
OPERATING EXPENSES			
Employee Expenses	1,811,218	2,061,030	2,372,959
Materials and Contracts	964,583	2,157,670	1,618,605
Elected Member Allowances	-	-	-
Council Committee & LA Allowances	9,774	9,774	9,774
Depreciation and Amortisation	-	-	-
Other Operating Expenses	766,366	847,941	1,933,511
Council Internal Costs Allocations	1,244,730	1,186,781	1,572,408
TOTAL OPERATING EXPENSES	4,796,672	6,263,196	7,507,258
OPERATING DEFICIT	(898,775)	(1,366,394)	(469,558)
Capital Grants Income	-	-	-
DEFICIT AFTER CAPITAL GRANTS INCOME	(898,775)	(1,366,394)	(469,558)
Capital Expenditure	(471,497)	(747,476)	(540,531)
Transfer to Reserves	(48,058)	(83,141)	(161,767)
Add Back Depreciation	-	-	-
NET DEFICIT	(1,418,331)	(2,197,011)	(1,171,856)
Carried Forward Grants Revenue	354,063	570,803	552,911
Transfer from General Equity	-	-	-
Transfer from Reserves	962,690	1,390,612	761,625
TOTAL ADDITIONAL INFLOWS	1,316,753	1,961,415	1,314,536
NET OPERATING POSITION	(101,578)	(235,596)	142,680

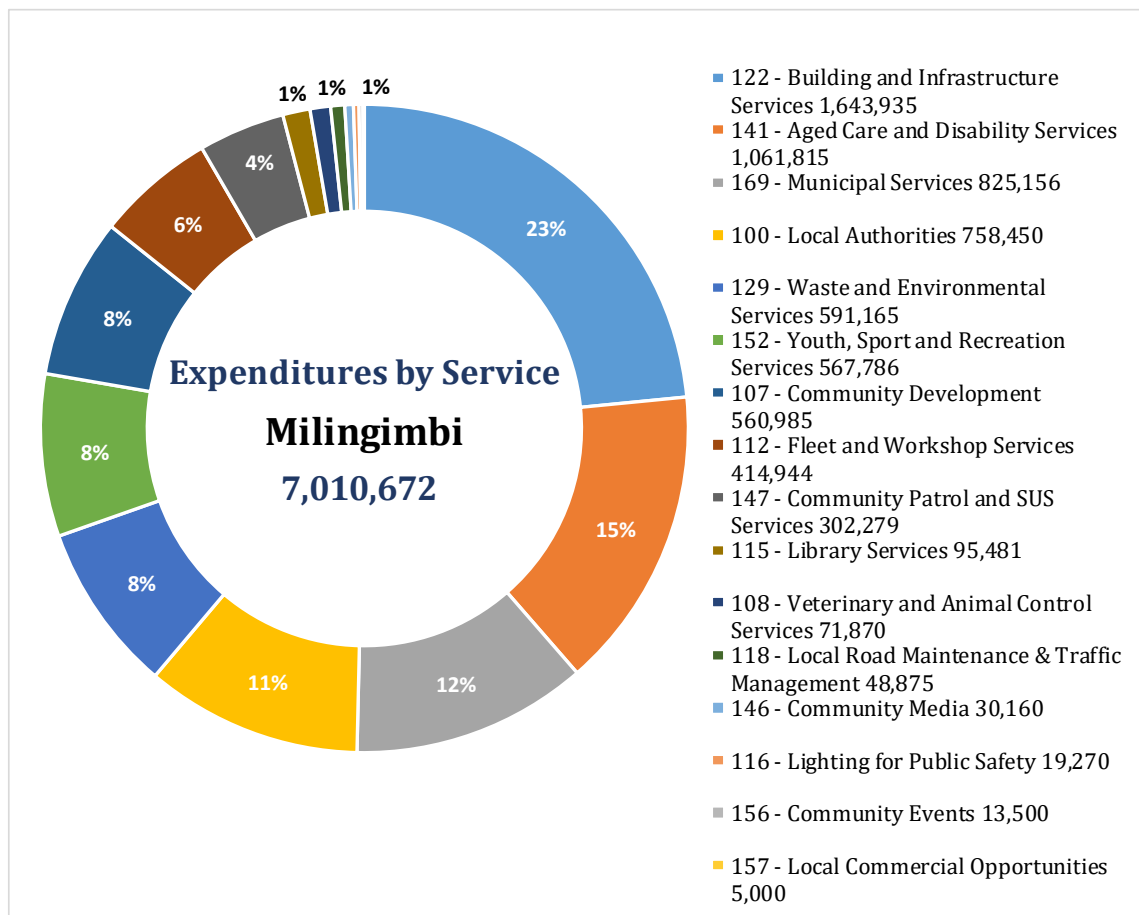
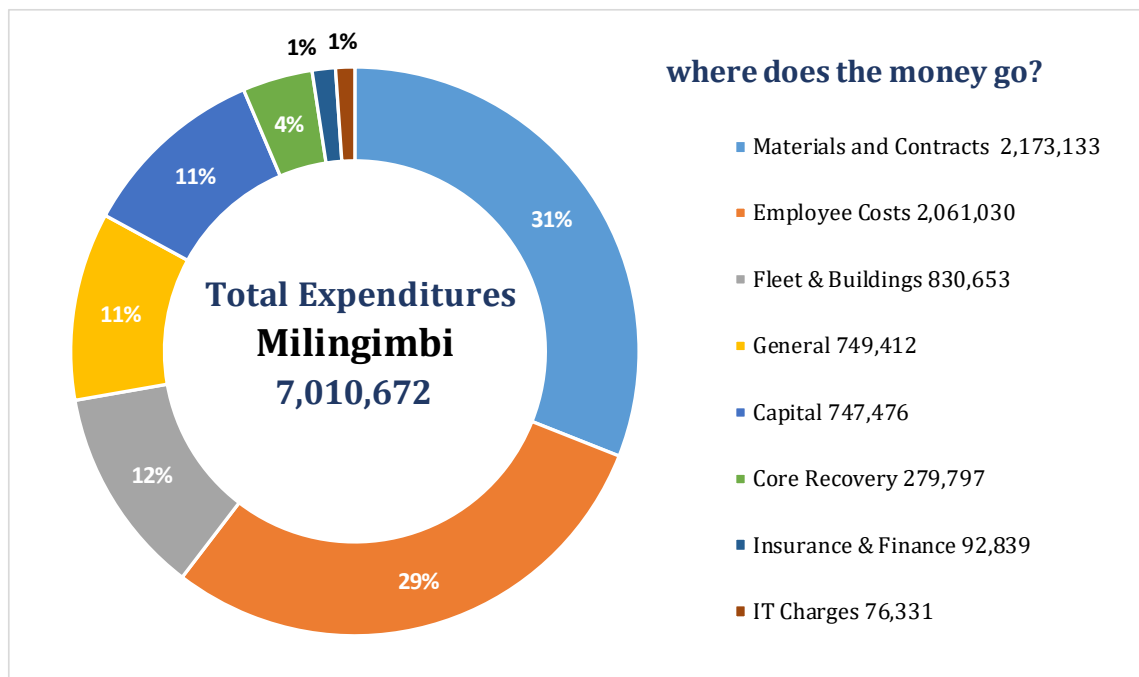
INCOME AND EXPENSE STATEMENT YEAR TO DATE 30 JUNE 2023	Galiwinku	Yirrkala	Gunyangara	EARC TOTAL
OPERATING REVENUE				
Grants	2,538,834	1,558,936	500,786	25,609,234
User Charges and Fees	1,469,999	565,370	1,700	8,076,883
Rates and Annual Charges	1,849,377	840,138	347,536	7,274,073
Interest Income	-	-	-	139,965
Other Operating Revenue	68,862	25,119	3,700	2,219,250
Untied Revenue Allocation	1,077,219	1,005,547	248,900	(0)
TOTAL OPERATING REVENUE	7,004,291	3,995,110	1,102,621	43,319,405
OPERATING EXPENSES				
Employee Expenses	3,080,110	2,340,626	364,331	21,225,218
Materials and Contracts	2,679,997	2,534,196	788,744	17,136,081
Elected Member Allowances	-	-	-	465,128
Council Committee & LA Allowances	9,774	9,774	9,774	87,966
Depreciation and Amortisation	-	-	-	3,521,018
Other Operating Expenses	971,161	870,068	241,343	13,371,173
Council Internal Costs Allocations	1,593,187	949,393	193,655	(0)
TOTAL OPERATING EXPENSES	8,334,229	6,704,056	1,597,846	55,806,584
OPERATING DEFICIT	(1,329,938)	(2,708,946)	(495,225)	(12,487,179)
Capital Grants Income	-	-	-	1,132,580
DEFICIT AFTER CAPITAL GRANTS INCOME	(1,329,938)	(2,708,946)	(495,225)	(11,354,599)
Capital Expenditure	(940,880)	(375,218)	(99,100)	(8,292,678)
Transfer to Reserves	(284,585)	(21,361)	(2,162)	(3,552,846)
Add Back Depreciation	-	-	-	3,521,018
NET DEFICIT	(2,555,403)	(3,105,525)	(596,487)	(19,679,104)
Carried Forward Grants Revenue	764,489	484,261	129,233	5,779,080
Transfer from General Equity	-	-	-	50,000
Transfer from Reserves	1,581,103	2,616,124	439,521	13,915,536
TOTAL ADDITIONAL INFLOWS	2,345,592	3,100,384	568,753	19,744,616
NET OPERATING POSITION	(209,811)	(5,141)	(27,733)	65,512

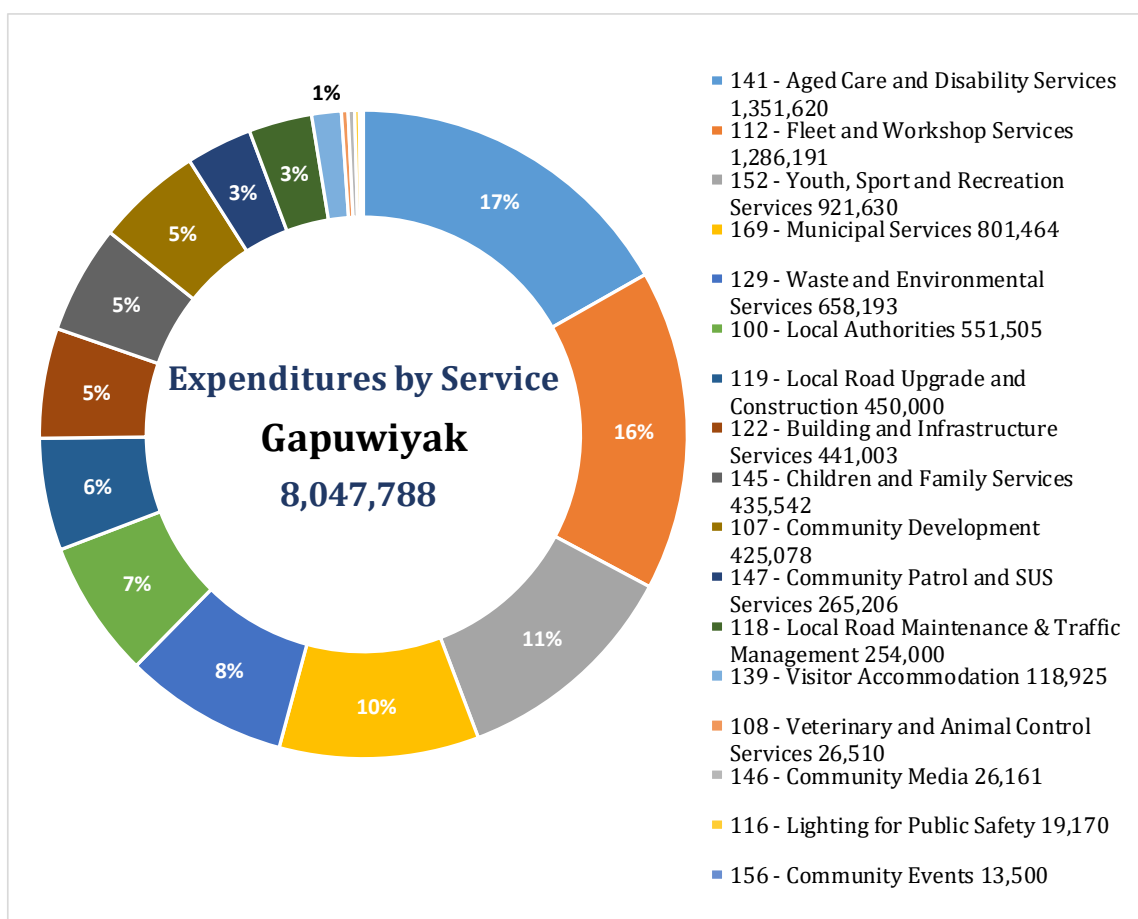
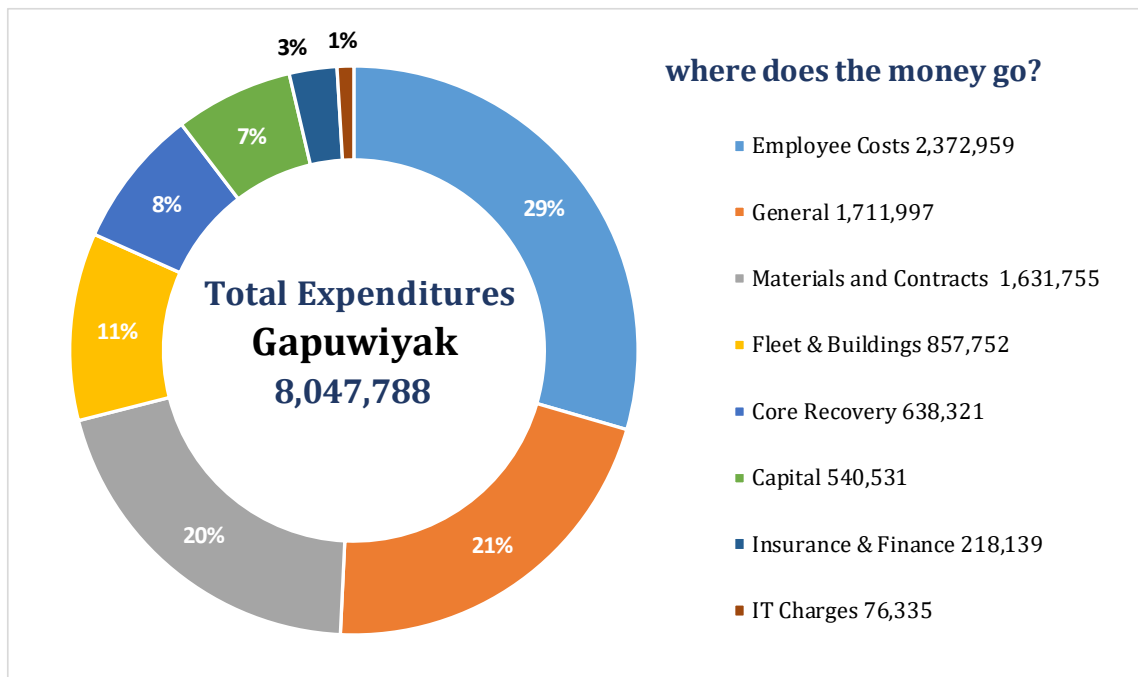


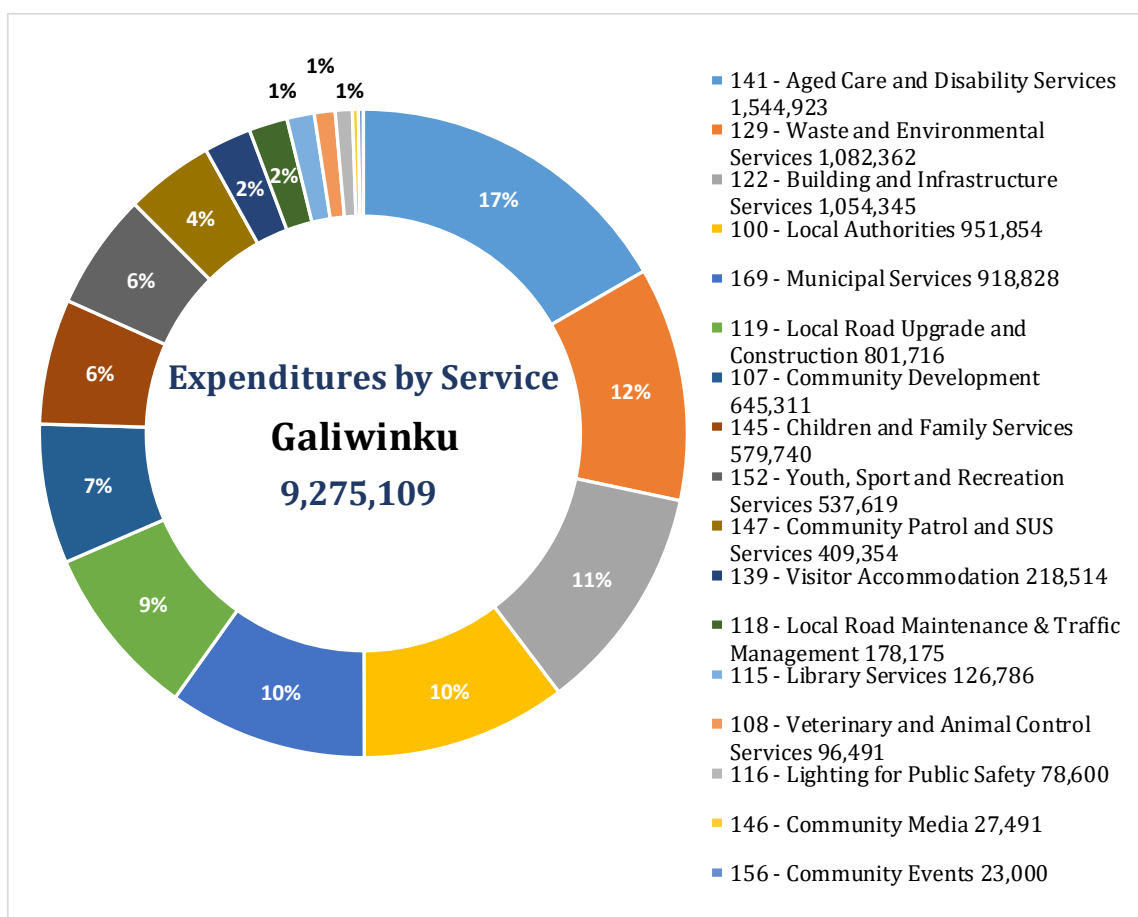
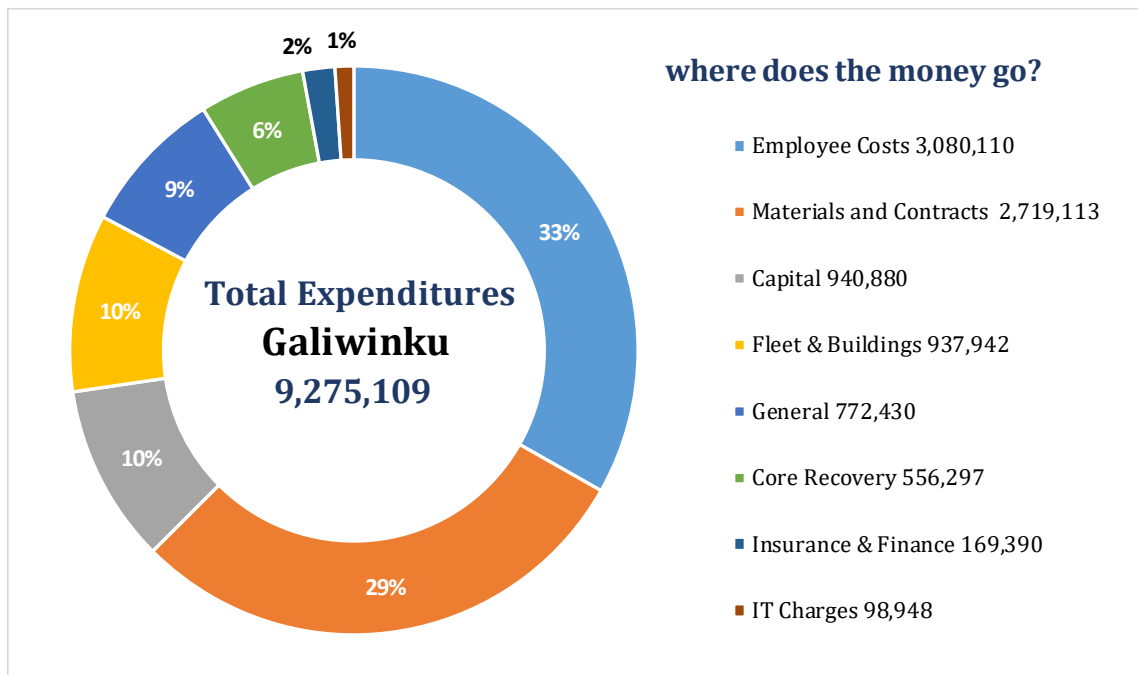


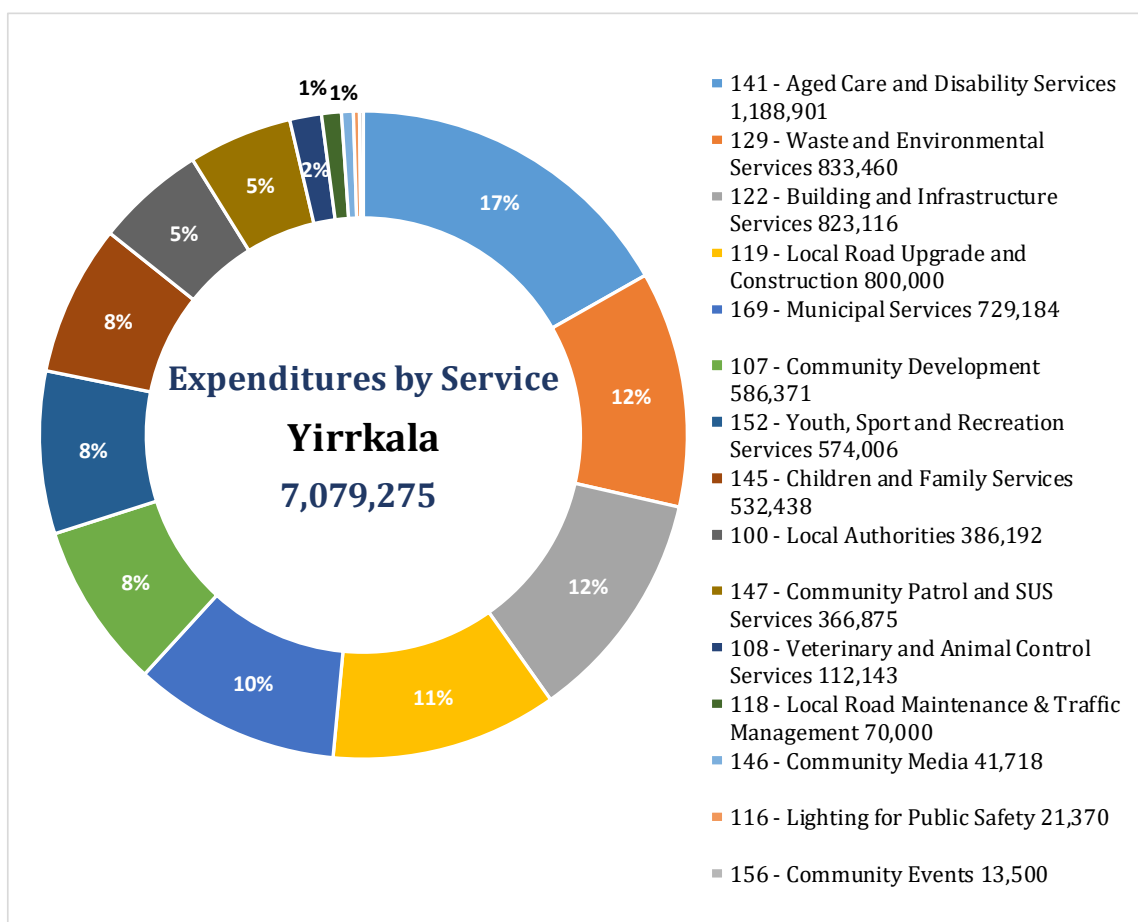
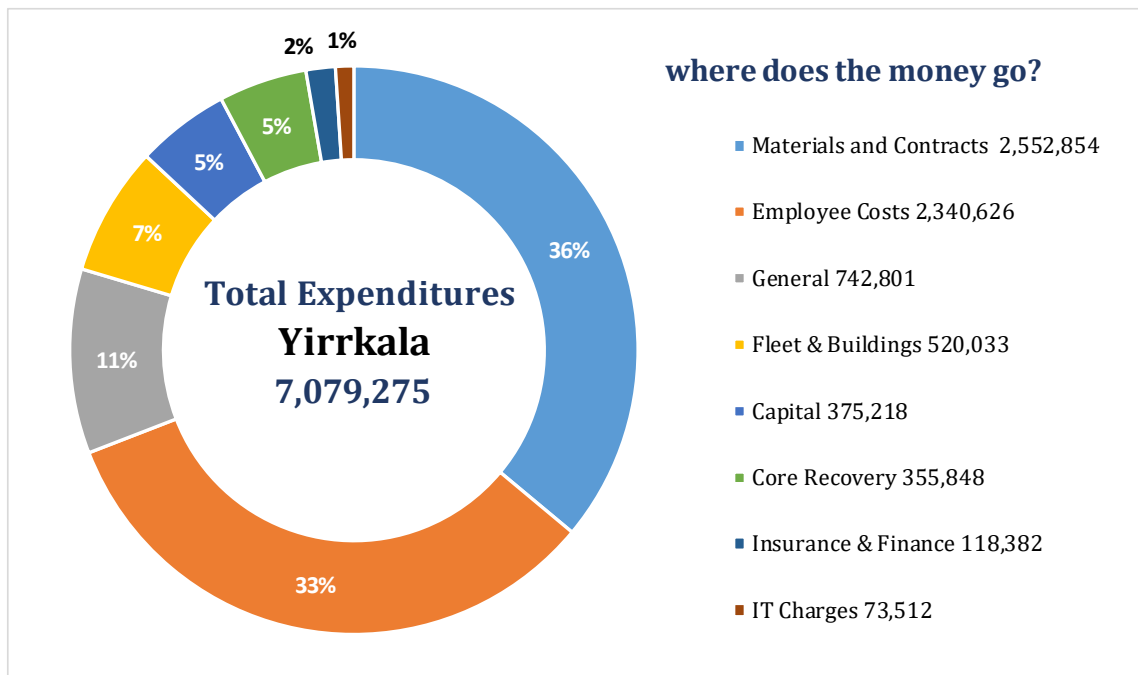


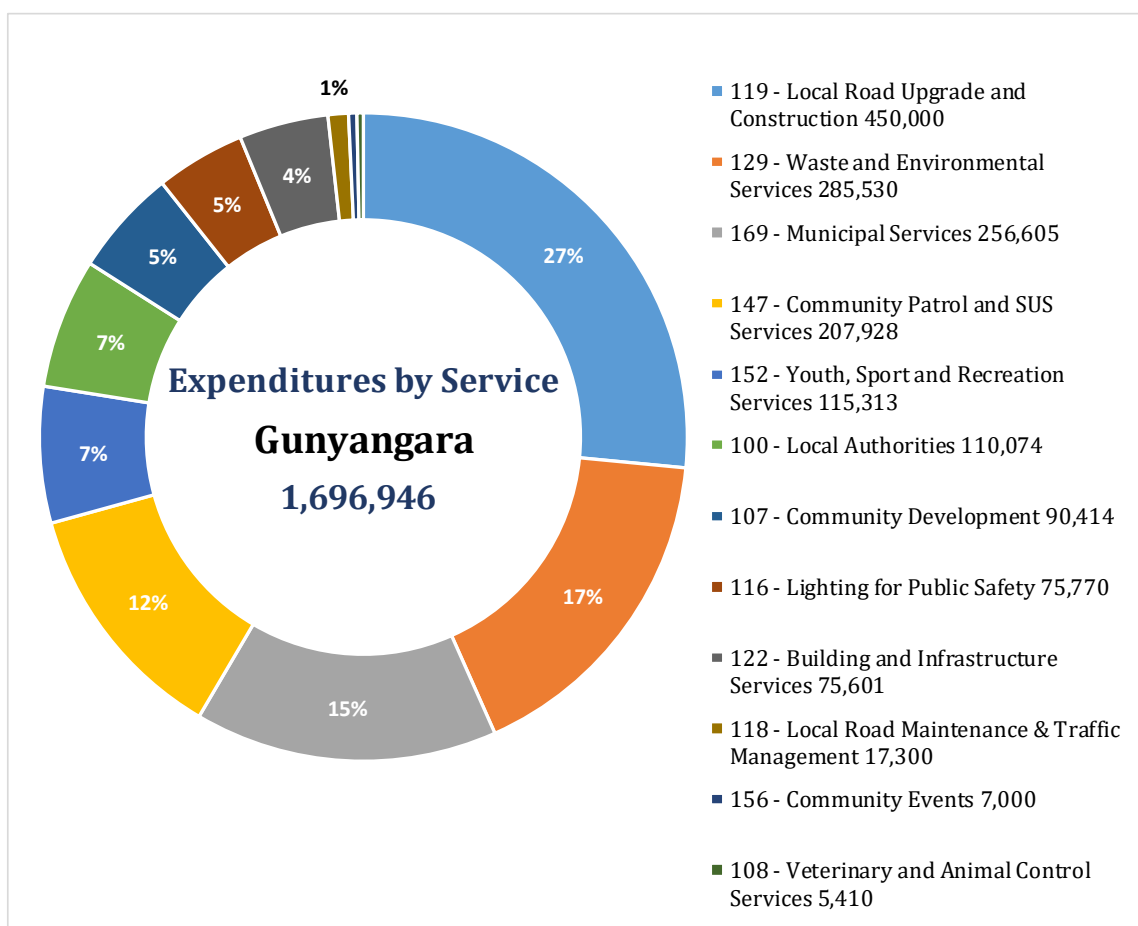
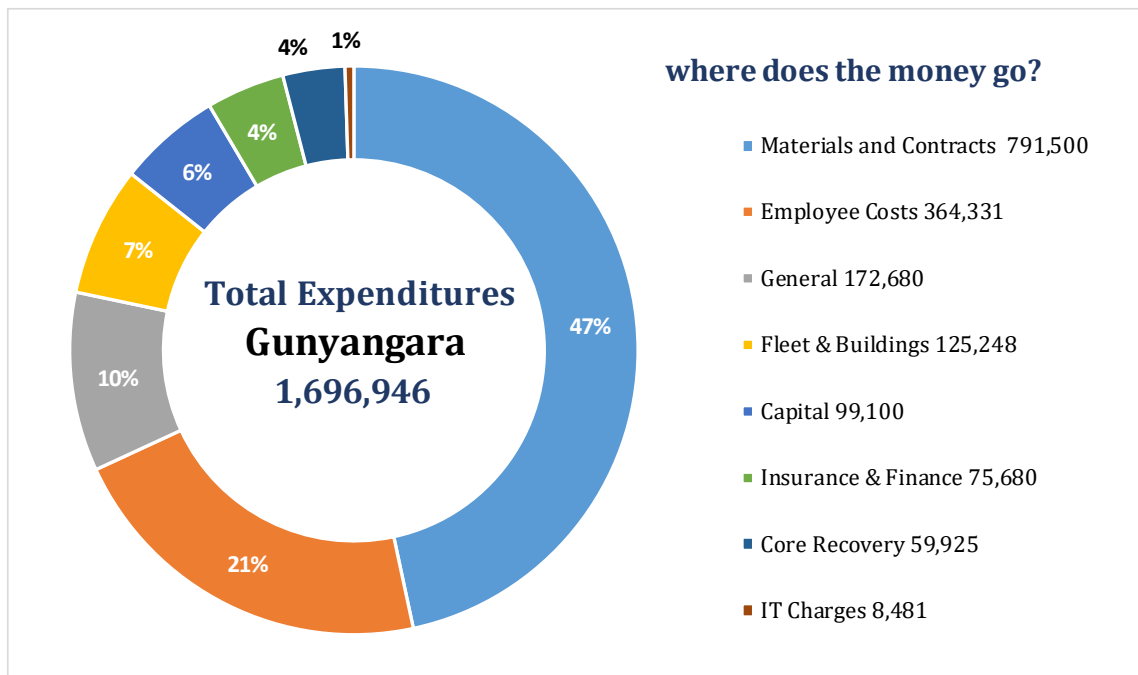












The report author does not have a conflict of interest in this matter (Section 179 of the Act).

RECOMMENDATION

The Local Authority notes the proposed draft Annual Plan.

ATTACHMENTS:

GENERAL BUSINESS

ITEM NUMBER	8.5
TITLE	CEO Report
REFERENCE	1615540
AUTHOR	Dale Keehne, Chief Executive Officer

**SUMMARY:**

This is a report of the key broad issues since the last report to the Local Authority, in addition to those covered in other parts of the agenda.

GENERAL**Recognition of Aboriginal Community Controlled Local Governments**

Local Authorities and the Regional Council have been very active in progressing the call for the Recognition of Aboriginal Community Controlled Local Governments.

Three related motions were out to the General Meeting of the Local Government Association of the Northern Territory on 7 April, based on the resolution of Council at the last Ordinary Council Meeting, and the endorsement of all Local Authorities that met in March.

President Lapulung Dhamarrandji spoke with great strength, passion and conviction and gained resounding applause when talking to the three motions, followed by a unanimous vote by all members Councils to endorse them.

Specifically the NT member Councils resolved that LGANT:

1. Continues to progress calls on the Federal, State and Territory Governments to commit to nationally consistent recognition of Indigenous Local Government Councils as an Aboriginal controlled entity across Australia at all levels of Government. Indigenous Local Government being a Local Government Council with a majority representation of both Elected Officials and Constituency of Indigenous Australians.
2. Calls on the Australian and Northern Territory Governments to review their official procurement and funding guidelines to recognise and enable Indigenous Local Governments to apply for and be provided funding to help address significant social, economic, infrastructure, environmental and cultural needs.
3. Calls on the Australian and Northern Territory Governments to recognise the role of councils in the Northern Territory, because of their role and capacity to engage and deliver outcomes with Indigenous people, for their direct inclusion if they desire, with representation of the Local Government Association of the Northern Territory, in significant reform processes including the Closing the Gap Northern Territory Implementation Plan, Northern Territory Government's Local Decision Making and the Australian Government's Local, Regional and National Indigenous Voice.

Two Media Releases were distributed to media outlets as well as on the Council website and social media pages (at Attachment 1 and Attachment 2).

President Lapulung and myself as CEO had a number of media interviews, which included two television and three radio interviews with Northern Territory media outlets, and one with the national ABC radio network. Most of the key points covered in these interviews are listed in Attachment 3.

I have also been actively engaging the current Federal Government and the Opposition to seek their commitment to the call for Recognition and specific practical ways to do that. The Media Release on “Support for NT Aboriginal Community Controlled Local Governments Welcome” is at Attachment 4.

Council has also supported LGANT to advocate on the recognition of all Aboriginal Controlled and other Northern Territory Local Government Councils (Attachment 5).

Our advocacy will continue throughout the Federal election and beyond.

A related motion has been put to the next General Assembly of the Australian Local Government Association that will be held in Canberra in June.

The Aboriginal Resource and Development Service (ARDS) Aboriginal Corporation, has written a letter about a particular view of the “path forward for Local Decision Making in Yolngu communities and homelands”. This is included for consideration and discussion at Attachment 6.

Consultations on Kava and Alcohol

President Lapulung and myself were also active participants in a meeting on 5 April arranged by the Department of the Chief Minister and Cabinet to consider the possible introduction of alcohol and re-introduction of kava sales in the East Arnhem region. An information paper on these issues was provided and discussed with the workshop participants from a range of government departments and Aboriginal organisations that were able to attend. Please see Attachment 7.

President Lapulung led advocacy in the meeting and with the media on this issue.

Key contributions on behalf of Council were to emphasise that the possibility of the Alcohol Protected Areas expiring on 16 July due to Federal legislation, only applies to 5 homelands. The interest by some in government to consult all communities on their “alcohol management aspirations” is risky and could lead to opening the ‘Pandora’s box’ of problems with alcohol.

President Lapulung and myself spoke strongly of the many resolutions of Council and each Local Authority of the need for genuine consultation and engagement with all communities and homelands on whether the re-introduction of the legal sale of kava should occur, and all the health and social implications of it.

As President Lapulung states “Council offers a bridge between our Yolngu people and the Balanda (non-Indigenous) governments. A bridge to make sure the voices of all our people, our Traditional Owners, Clan Leaders, young and all community members, other Aboriginal organisations and the Land Councils – our young, and all community and homeland members, Land Councils and other Aboriginal organisations, on the important issue of the impact of alcohol and kava on our people, and the future generations, and other important issues.”

The report author does not have a conflict of interest in this matter (Section 179 of the Act).

RECOMMENDATION

That Local Authority notes the CEO report.

ATTACHMENTS:

- 1** [↓](#) Attachment 1 - Media Release on Recognition of Aboriginal Community Controlled Local Governments 23 Mar 22
- 2** [↓](#) Attachment 2 - Unanimous Support for Recognition of Aboriginal Community Controlled and other NT Local Governments _BF9E15DC
- 3** [↓](#) Attachment 3 - Key Points Re Recognition of Aboriginal Community Controlled Local Governments 8 Apr 22
- 4** [↓](#) Attachment 4 - Support for NT Aboriginal Community Controlled Local Governments Welcome 21 Apr 22
- 5** [↓](#) Attachment 5 - LGANT Media Release on Recognition and Closing the Gap
- 6** [↓](#) Attachment 6 - ARDS Facilitator letter to Aboriginal Corporations and Local Authorities about LDM in Yolŋu communities final
- 7** [↓](#) Attachment 7 - Alcohol Management and Kava - RCFC paper



T 08 8986 8986
 F 08 8986 8999
 E info@eastarnhem.nt.gov.au
 P PO Box 1060, Nhulunbuy NT 0881
 W www.eastarnhem.nt.gov.au
 AEN 92 334 301 078

23 March 2022

MEDIARELEASE

Recognition of Aboriginal Community Controlled Local Governments in Closing the Gap



Lapulung Dhamarrandji, President East Arnhem Regional Council

Lapulung Dhamarrandji, President of East Arnhem Regional Council welcomes the support last week from newly elected Councillor Marc Sutherland of Tamworth Regional Council, and the ongoing support of the Australian Local Government Association (ALGA) President Linda Scott and CEO Matt Pinnegar - for the genuine recognition of Indigenous Local Government, also known as Aboriginal Community Controlled Local Government Councils, in Closing the Gap.

"All Yolngu (Aboriginal) people need their voice to be heard, from the first elected Aboriginal Councillor of the Gomeri people in Tamworth, to us Yolngu who have full control of local government in East Arnhem Land and many remote areas of Australia" Mr. Dhamarrandji stated.

"All community and homelands people are intertwined and deeply connected through the two pillars (moieties) of Dhuwa and Yirritja, our Clans, our Ringitj, our Land, our Song Lines".

"The voice of our Aboriginal Regional Council and Local Authorities is founded on and deeply connected to this deeper authority – we have a voice, we just need the Australian and Northern Territory Governments to listen".

"We call for this recognition of our Local Authorities and our Regional Councils – through Closing the Gap, the Indigenous Voice and Local Decision Making.

All these policies say the right thing, about building on what is already there, but need to match that with action".

Mr. Dhamarrandji states "There needs to be a heart to heart, soul to soul connection and partnership of government with our Aboriginal Community Controlled Local Governments in unity with all other Aboriginal organisations, including the Land Councils, that share our sacred bond to respect and protect the Land and Traditional Owners. We are stronger for our people when we are united together".

"We need a breakthrough to overcome the stronghold and division that has been between us, to build the momentum and write a new chapter in our lives. This is a new hope and a new beginning coming from the heart and the humility of an Indigenous first nations person".

"We - Council and the Local Authorities, offer a bridge of commonality, where Yolngu and Balanda (non-Indigenous) people can have real reconciliation and walk and work together to sustain and enhance our nation. We call on the Balanda Governments to join and engage with us starting with the cultural formality and foundation of the Yolngu **Ralmanapanmirr ga Ngayanguwangnganythirr** ceremony, to focus us Yolngu and Balanda to come together and build unity as one" stated Lapulung Dhamarrandji.

To this end, East Arnhem Regional Council CEO Dale Keehne stated, "Council will continue to work hand in hand with the strong leadership of the Local Government Association of the Northern Territory (LGANT) President Kon Vatskalis and CEO Sean Holden, and look forward to meeting again with our fellow NT Councils on 7 April to discuss and endorse three key motions". They are that LGANT:

1. continues to progress calls on the Federal, State and Territory Governments to commit to nationally consistent recognition of Indigenous Local Government Councils as an Aboriginal controlled entity across Australia at all levels of Government. Indigenous Local Government being a Local Government Council with a majority representation of both Elected Officials and Constituency of Indigenous Australians.
2. calls on the Australian and Northern Territory Governments to review their official procurement and funding guidelines to recognise and enable Indigenous Local Governments to apply for and be provided funding to help address significant social, economic, infrastructure, environmental and cultural needs.
3. calls on the Australian and Northern Territory Governments to recognise the role of councils in the Northern Territory, because of their role and capacity to engage and deliver outcomes with Indigenous people, for their direct inclusion if they desire, with representation of the Local Government Association of the Northern Territory, in significant reform processes including the Closing the Gap Northern Territory Implementation Plan, Northern Territory Government's Local Decision Making and the Australian Government's Local, Regional and National Indigenous Voice.

We also look forward to hearing from the Federal Government and Opposition on their commitments to these calls ahead of the upcoming federal election.

Contact: Dale Keehne, CEO, East Arnhem Regional Council, 0458 039 348.

5/10/22, 4:42 PM

Unanimous Support for Recognition of Aboriginal Community Controlled and other NT Local Governments in Closing the Ga...

[News & updates](#) [Council](#) [Services & programs](#) [Communities](#) [Events](#) [Employment](#) [Visiting community](#) [Contact](#)

Unanimous Support for Recognition of Aboriginal Community Controlled and other NT Local Governments in Closing the Gap

April 08, 2022

MEDIA RELEASE

Lapulung Dhamarrandji, President of East Arnhem Regional Council welcomes the unanimous support shown at the General Meeting of the Local

<https://www.eastarnhem.nt.gov.au/news/2021/12/21/new-president-elected-by-council-rfxjf-fk6ka>

BY LAWS

[Jobs with council](#)[Council meetings](#)[LA meetings](#)[What's on](#)[Report a problem](#)[Public notices](#)[Tenders](#)[Fees & charges](#)[Visiting community](#)[Council Policies](#)

1/3

5/10/22, 4:42 PM

Unanimous Support for Recognition of Aboriginal Community Controlled and other NT Local Governments in Closing the Ga...

Government Association of the Northern Territory.

This follows ongoing support of the Australian Local Government Association (ALGA) President Linda Scott and CEO Matt Pinnegar - for the genuine recognition of Indigenous Local Government, also known as Aboriginal Community Controlled Local Government Councils, in Closing the Gap.

Specifically the NT member councils resolved today that LGANT:

1. Continues to progress calls on the Federal, State and Territory Governments to commit to nationally consistent recognition of Indigenous Local Government Councils as an Aboriginal controlled entity across Australia at all levels of Government. Indigenous Local Government being a Local Government Council with a majority representation of both Elected Officials and Constituency of Indigenous Australians.
2. Calls on the Australian and Northern Territory Governments to review their official procurement and funding guidelines to recognise and enable Indigenous Local Governments to apply for and be provided funding to help address significant social, economic, infrastructure, environmental and cultural needs.
3. Calls on the Australian and Northern Territory Governments to recognise the role of councils in the Northern Territory, because of their role and capacity to engage and deliver outcomes with Indigenous people, for their direct inclusion if they desire, with representation of the Local Government Association of the Northern Territory, in significant reform processes including the Closing the Gap Northern Territory Implementation Plan, Northern Territory Government's Local Decision Making and the Australian Government's Local, Regional and National Indigenous Voice.

President Dhamarrandji stated "Our Aboriginal Community Controlled Local Authorities and Aboriginal Regional Local Governments offer a bridge between our Yolngu (Indigenous) people and the Balanda (non-Indigenous) governments. A bridge to make sure the voices of all our people, our Traditional Owners, our Clans, our young, and all community and homeland members, Land Councils and other Aboriginal organisations - are heard, and acted on".

"We offer a structure and capacity to ensure different government plans and processes like the Federal Government's Closing the Gap and Indigenous Voice and NT Government's Local Decision Making – lead to real outcomes, led by the people", President Dhamarrandji stated.

"We need a real heart to heart connection and partnership, and know we are stronger when we are united together – Yolngu to Yolngu and Yolngu to Balanda".

Contact: Dale Keehne, CEO, East Arnhem Regional Council, 0458 039 348.

ENDS

<https://www.eastarnhem.nt.gov.au/news/2021/12/21/new-president-elected-by-council-rfxjf-fk6ka>

2/3

5/10/22, 4:42 PM

Unanimous Support for Recognition of Aboriginal Community Controlled and other NT Local Governments in Closing the Ga...



PRESIDENT LAPULUNG DHAMARRANDJI ON COUNTRY IN EAST ARNHEM LAND.

[Download Media Release](#)

Council

0 Likes

Share

2022

[SUPPORT FOR NT ABORIGINAL COMMUNITY RECOGNITION OF ABORIGINAL COMMUNIT](#)t: (08) 8986 8986 | e: info@eastarnhem.nt.gov.au | [More contact details](#)

Copyright © 2022 East Arnhem Regional Council. All rights reserved.

[Copyright](#) | [Privacy](#) | [Information statement](#) | [Disclaimer](#)

Key Points On Recognition of Aboriginal Community Controlled Governments

Our Aboriginal Community Controlled Local Government offers a **bridge (of commonality)** between our Yolngu people and the Balanda (non-Indigenous) governments. A bridge to make sure the voices of all our people - our Traditional Owners, our Clan Leaders, our young, and all our community and homeland members, Land Councils and other Aboriginal organisations - are heard, and acted on".

We need a real heart to heart connection and partnership, and know we are **stronger when we are united together – Yolngu to Yolngu and Yolngu to Balanda.**

We offer a structure and capacity to ensure different government plans and processes like the Federal Government's Indigenous Voice and Closing the Gap and NT Government's Local Decision Making – **lead to real outcomes, led by the people.**

To this end **ahead of the upcoming Federal election** we **call for commitments** by the current Government and the Labor Opposition to:

- 1) **Recognise and build on the existing Aboriginal Community Controlled Local Governance structure of Local Authorities and Regional Local Government Councils**, to support the **fullest possible engagement** with all Traditional Owners, Clans, the young, women and all community and homeland members, other Aboriginal Organisations and the Land Councils, through the Indigenous Local and Regional Voice and Closing the Gap processes.
- 2) **Allocate the proportion of the \$31.8 million** committed in the 2022-23 Federal Budget to build on and further expand the role and function of **Aboriginal Controlled Local Authorities and Regional Governments in the Northern Territory**. These funds would be practically spent on sitting fees for the Aboriginal leaders who will be devoting significant time and knowledge to consultation meetings, and expanded secretariat support and logistics costs - to ensure voices are properly heard and followed up with action.
- 3) **Ensure the alignment of the Federal Government Local, Regional and National Voice and Closing the Gap Processes** and Northern Territory Government's Local Decision Making Process – with each other, and, most importantly, with how they engage with our people.
- 4) **Amend government guidelines** so that ACCLG's are **eligible for funding to do much needed work** as Aboriginal controlled organisations with high capacity. Councils in turn would contract and partner with **other Aboriginal organisations** wherever that makes most sense, to build their capacity and achieve the best outcomes, as we do with other funding.



T 08 8986 8986
F 08 8986 8999
E info@eastarnhem.nt.gov.au
P PO Box 1060, Nhulunbuy NT 0881
W www.eastarnhem.nt.gov.au
ABN 92 334 301 078

21 April 2022

MEDIARELEASE

Support for NT Aboriginal Community Controlled Local Governments Welcome

East Arnhem Regional Council supports the policy position for the constitutional recognition of Indigenous people and direct First Nations Voice to the Federal Parliament - following the Uluru Statement from the Heart. Federal Labor Party candidate for the Federal seat of Lingiari Marion Scrymgour met with Council in the region this week.

East Arnhem Regional Council welcomes the recognition expressed by the Labor Candidate of the critical role and capacity of Aboriginal Community Controlled Local Authorities and Regional Local Governments across the Northern Territory - to enable a strong and inclusive Local and Regional Voice, that will feed into a National Indigenous Voice.

This follows the unanimous support shown at the General Meeting of the Local Government Association of the Northern Territory General Meeting earlier this month, for Recognition by the Federal and Northern Territory Governments, of the formal role of Aboriginal Community Controlled Local Governments across the Northern Territory.

East Arnhem Regional Council President Lapulung Dhamarrandji stated that "Council offers a bridge between our Yolngu people and the Balanda (non-Indigenous) governments. A bridge to make sure the voices of all our people, our Traditional Owners, our Clan Leaders, our young, and all community and homeland members, Land Councils and other Aboriginal organisations – are heard and acted on."

"The Makarrata ceremony comes from the traditional Yolngu Rom (law) of East Arnhem Land and we invite the Balanda (non-Indigenous) Federal and Northern Territory Governments to join us Yolngu on country together, to overcome the divisions between us through real reconciliation, and start genuine dialogue and understanding, to build a better future and nation for us all", President Dhamarrandji stated.

"We need a real heart to heart connection and partnership, and know we are stronger when we are united together – Yolngu to Yolngu and Yolngu to Balanda."

Contact: Dale Keehne, CEO, East Arnhem Regional Council, 0458 039 348.

[View this email in your browser](#)



MEDIA STATEMENT - 5 May 2022

MILLIONS NEEDED FOR LOCAL GOVERNMENT TO DELIVER CLOSING THE GAP INITIATIVES

Local government councils are serious about achieving the targets of Closing the Gap but need Australian Government assistance to do so.

For the first time, local government councils, through the Local Government Association of the Northern Territory (LGANT), are signatories, together with the Northern Territory Government and Aboriginal Peak Organisations Northern Territory, to the Territory's Closing the Gap Implementation Plan - but they are not resourced to implement the agreed actions to the level of the other two signatories.

To demonstrate a genuine commitment to accelerating delivery of Closing the Gap targets, LGANT is asking federal election candidates to commit to funding local government council Closing the Gap initiatives.

LGANT echoes the Australian Local Government Association's (ALGA) recent ask for:

- a \$100 million per annum fund over four years to support the capacity building of local government councils nationally in Closing the Gap and implementing the Local and Regional Voice.

Separately LGANT is also asking for:

- an additional \$1.8 million over 3 years (\$600,000 per annum) for new initiatives to help local government councils with achieving the Closing the Gap targets; and
- formal recognition of those local government councils with a majority representation of both elected officials and constituency of First Nation Australians as 'Aboriginal controlled entities'.

LGANT President, the Hon Kon Vatskalis says: "We cannot keep doing the same things and expecting a different result.

Local government councils are the voice of their communities and make a real and demonstrated difference in delivering outcomes - but they want to do more.

Some of the regional and remote local government councils in the Territory have a majority First Nations constituency but have a revenue shortfall that inhibits them from delivering what their constituents are asking for.

Without new funding, the Implementation Plan signatories will struggle to effectively collaborate and little will change regarding meeting the Closing the Gap targets."

The new funding will assist LGANT and its member councils achieve the desired results for First Nations people in the areas of education, employment, health and wellbeing, justice, safety, housing, land and waters, and languages.

-Ends-



[Subscribe](#) to future media releases.

Page 69

LGANT · PO Box 2017 · Parap, NT 0804 · Australia





ards.com.au
ABN 24 609 472 742 ICN 8109

29 April 2022

A letter from the ARDS facilitation team about the path forward for Local Decision Making in Yolŋu communities and homelands

What has already happened with the Local Decision Making story in the Yolŋu region?

In May 2019, the Northern Territory Government signed an LDM Partnership Agreement with 6 Aboriginal organisations and government agencies (Miwatj Health, ALPA, ARDS, Laynhapuy Homelands, EARC (Local Government) and NIAA (Federal Government)). In this agreement, these organisations worked together to think about the best path for LDM in the Yolŋu region. There was lots of discussion about how to give Yolŋu leaders and communities more control over government services.

The LDM Partnership group asked ARDS to hold discussions with Yolŋu communities. ARDS facilitated workshops with Yolŋu leaders in Gapuwiyak (March 2021), Milirjimbir (May 2021) and Ramingini (May 2021).

In May 2021, the LDM Partnership Agreement finished, and the NT Attorney-General and Minister for LDM, Selena Uibo, wrote a letter about LDM work in the Yolŋu region. In her letter (27 October 2021) she says,

There are some clear, overwhelming messages:

- 1. bāpurru (clan) and gurruṯu structures (Yolŋu kinship) are the source of Yolŋu strength and decision-making processes, and these structures should underpin empowerment and local decision making in the Yolŋu sub-regions; and*
- 2. it is now time to move beyond talking and into action, particularly to negotiate more LDM agreements and take the necessary steps towards meaningful change in communities, homelands and sub-regions.*

The Department of Chief Minister and Cabinet (NTG) have also worked with leaders in the Djalkirripuyngu area to prepare an LDM agreement for that area, and Laynhapuy Homelands have also started meeting and thinking about LDM in that area.

What have we heard from Yolŋu leaders?

In all the discussions, there has been a strong view that Yolŋu *ganydjarr* (authority) comes from *bāpurru* (clan-nations), and this means that together we need to find a way for bāpurru leaders in each area to be part of the LDM process. We have also heard many people say that there must be a

Winnellie Office 64 Winnellie Rd, Winnellie NT 0820
p (08) 8984 4174 f (08) 8984 4192 e admin@ards.com.au
PO Box 36921, Winnellie NT 0821

Yolŋu Radio Office 75 Chesterfield Cct, Nhulunbuy NT 0880
p 1800 899 769
PO Box 1671, Nhulunbuy NT 0881



ards.com.au
ABN 24 609 472 742 ICN 8109

special role for *wāŋa waŋaŋu* (traditional land owners) in the LDM process in each area. Many people have also said that Aboriginal organisations should support *bäpurru* representatives in the LDM process.

Now, we are is thinking about the next steps of the LDM process. We think that the LDM *dhukarr* (pathway) will be different in different places. It will not be the same in every place.

This is the *dhukarr* (pathway) ARDS is planning:

1. A strong priority for ARDS is to make sure that Yolŋu voices are clearly heard by NTG. For any *Bäpurru* leaders or Yolŋu organisations who want to give a message to government about LDM, ARDS can help make sure that your voice is clearly heard by government. Please call or email us, or talk with an ARDS *djämamirr*.
2. In the next 2-3 months, ARDS Yolŋu facilitators (together with Yolŋu staff from NIAA and DCMC) will speak with leaders from *bäpurru* across *Miyarrka*, *Gattjirrk* and *Birr Rawarrang*. Sometimes this will be done by visiting communities and sometimes this might happen through phone calls. This way we will make sure that leaders for each *bäpurru* have heard the LDM story. And we can find out which *bäpurru* want to send leaders to negotiate LDM agreements with the government.
3. We will also ask leaders which things they would like to start negotiating with government. For example, you might want to start with an agreement about health, or education, or something else.
4. Next, in each community ARDS will organise 2-3 day meetings with *bäpurru* representatives to start writing down the things that communities want to negotiate with government. ARDS will have a lawyer in these meetings, so that we can put the ideas from Yolŋu leaders into a draft document to give to the Northern Territory Government. On the last day of the meetings, senior representatives from the Northern Territory Government will come to meet with *Bäpurru* representatives face-to-face. We will try to agree on 1-2 topics for the first LDM Agreements.
5. NTG representatives will go away and draft an LDM agreement. ARDS facilitators will be part of this, and we will check with *bäpurru* representatives if there is anything in the draft agreement that is not clear, or different from the discussions with *bäpurru* representatives.
6. Then ARDS facilitators will take the draft agreement back to the *bäpurru* representatives in each community and read through it carefully together. *Bäpurru* representatives will decide if they want to call the NTG representatives back for more negotiation. Or if they are ready to go forward with the agreement, they will tell the Government they agree with the LDM agreement.

To help make this happen, ARDS facilitators want to speak with the boards of local Aboriginal organisations, and with Local Authorities about this plan.

Winnellie Office 64 Winnellie Rd, Winnellie NT 0820
p (08) 8984 4174 f (08) 8984 4192 e admin@ards.com.au
PO Box 36921, Winnellie NT 0821

Yolŋu Radio Office 75 Chesterfield Cct, Nhulunbuy NT 0880
p 1800 899 769
PO Box 1671, Nhulunbuy NT 0881



ards.com.au
ABN 24 609 472 742 ICN 8109

These are some of questions we would like to ask Yolŋu board members:

1. What is the best way of speaking with bāpurru representatives about the LDM story? Will we ask people to come together in big meetings, or will ARDS go and speak with each bāpurru one at a time? Or will we do both of these things?
2. What will we do if there are some bāpurru who do not send representatives to make decisions about LDM agreements?
3. What are good ways for Aboriginal organisations to support bāpurru representatives during the LDM process?
4. If bāpurru representatives are signing LDM agreements, what role should Aboriginal organisations have in the LDM agreements?

We will contact local organisations to ask for 30 minutes at one of your board or LA meetings to talk about these things. You can contact us at any time to talk about this letter or LDM discussions. You can also speak directly with Jim Rogers (jim.rogers@nt.gov.au) or Lucasta Clothier-Fairs (Lucasta.Clothier-Fairs@nt.gov.au) at the Department of Chief Minister and Cabinet in Nhulunbuy or call them on 8987 0546.

Gawura Wanambi

ARDS Chairperson & LDM facilitator

Gawura.wanambi@ards.com.au

ARDS office: (08) 8984 4174

Ben Grimes

ARDS CEO & LDM facilitator

ben.grimes@ards.com.au

Winnellie Office 64 Winnellie Rd, Winnellie NT 0820
p (08) 8984 4174 f (08) 8984 4192 e admin@ards.com.au
PO Box 36921, Winnellie NT 0821

Yolŋu Radio Office 75 Chesterfield Cct, Nhulunbuy NT 0880
p 1800 899 769
PO Box 1671, Nhulunbuy NT 0881

RCFC – Alcohol Management and Kava

Alcohol Management in East Arnhem

The NT Government's position on alcohol management

Under the Local Decision Making (LDM) Policy, the NT Government has made a commitment to provide a genuine voice to remote communities about services and policies that affect them. LDM works with community to ensure community aspirations can transpire to better outcomes, including on alcohol management.

CM&C has already started consultations regarding alcohol management on the Gove Peninsula by providing support to the Harmony Group and is looking to expand consultations and support to other communities over the coming months.

General Restricted Areas (GRAs) and Alcohol Protected Areas (APAs)

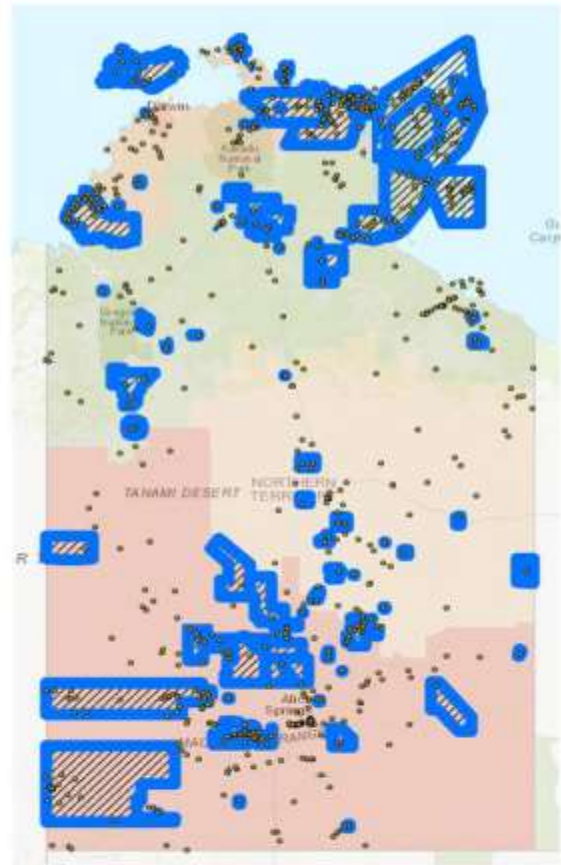
General Restricted Area (GRAs) are rules determined by the NT Government about how alcohol is managed in communities and homelands. In East Arnhem, nearly all areas have a GRA under the *NT Liquor Act 2019*.

Alcohol Protected Areas (APAs) are rules determined by Commonwealth Government about how alcohol is managed in communities and homelands under the *Stronger Futures in the Northern Territory Act 2012* (SF Act). In East Arnhem the only areas that are 'APA only communities' are:

- Dhipirrinjura
- Bayagida
- Mooronga
- Dhaniya
- Dhulmulmiya

All other areas in East Arnhem are covered by a GRA.

The map on the right shows all areas that are covered by a GRA under the NT Liquor Act 2019 with a blue outline and hatch. All other areas in the NT are APA only communities.



What is going to change about alcohol management in the NT?

The *Stronger Futures in the Northern Territory Act 2012* (SF Act) is a Commonwealth Act that came in effect in 2012. The SF Act came in to effect after the expiration of the *Northern Territory Emergency Response Act 2007* (NTER Act), otherwise known as the 'the Intervention'.

The SF Act made a number of amendments to NT legislation including the offense to possess, supply or consume liquor in Alcohol Protected Areas (APAs).

When the SF Act sunsets on 16 July 2022, APAs, and therefore alcohol restrictions, will not exist in 'APA only communities'.

What will happen to 'APA only communities'?

In line with the Local Decision Making Policy, the NT Government will not make changes to the *NT Liquor Act 2019* until communities and homelands have been given the opportunity to be consulted about how they want to manage alcohol.

In the coming months, the NT Government will begin consultations for 'APA only communities' through Aboriginal Peak Organisation in Northern Territory (APONT) and the Land Councils. These communities and homelands will be given the opportunity to either:

- 'Opt-in' to enable the status quo of the current liquor restrictions under the SF Act to be maintained for 12-18 months whilst further consultations take place; or
- 'Opt-out' and choose to have no alcohol restrictions in place.

It is important to remember that APAs only affect remote aboriginal communities in the NT that do not already have a GRA under the *NT Liquor Act 1978*. In East Arnhem, nearly all communities and homelands are covered by a GRA.

What is not changing about alcohol management in East Arnhem?

When the SF Act sunsets it will have little effect on East Arnhem. This is because almost all of East Arnhem is currently covered by a GRA and has been since the 1980's. These GRAs will remain in place when the SF Act sunsets.

The NT Government is consulting widely with 'APA only communities'. In East Arnhem, CM&C will be leveraging the opportunity to consult with East Arnhem communities about their alcohol management aspirations to ensure the GRAs still reflect the individual needs of each community and homeland in the region.

The map the right shows the GRAs in East Arnhem represented by a blue outline and hatch. East Arnhem communities are almost entirely covered by GRAs



What options are there for alcohol management for communities and homelands in East Arnhem?

GRAs provide flexibility to implement targeted, community driven solutions to regulate alcohol supply and offer a number of options for communities and homelands to manage alcohol, such as:

1. No alcohol (or dry communities like most of the current GRAs in East Arnhem)
2. Allow some alcohol (like permits systems or community social clubs)
3. Have no restrictions on alcohol and no GRA

Examples of how other communities have followed the path of **2. Allow some alcohol** are:

- Have a permit system –like the Gove Peninsula and Groote Eylandt
- Run a community Social Club –like the Beswick Social Club

We will talk in more detail about these options and other examples with the Regional Children and Families Committee (RCFC).

Engagement with the RCFC

When the SF Act sunsets, APAs will no longer exist. Largely, this will not change any current alcohol restrictions in East Arnhem because GRAs are already in effect. However, the GRAs in East Arnhem have been in place for a long time and, leveraging the consultations that will happen with 'APA only communities', CM&C would like to know if the existing GRAs still represent community aspirations for alcohol management or if community would like explore other ways to manage alcohol.

At the RCFC, we would like to ask you:

RCFC – Alcohol Management and Kava

- What information do we need to help people make informed decisions alcohol management in their community?
- Who should we talk to about alcohol management?
- How should we talk to them?

Kava Management in East Arnhem

Commonwealth Kava Pilot: Phase 2

As we have previously discussed with committee members the Australian Government commenced regulation changes to allow for the commercial importation of kava effective as of 1 December 2021. The changes are part of the Australian Government's Pacific Step Up Strategy. These changes reclassify kava as a food and allow for its commercial importation to Australia via a permit system. Information about the importation arrangements and permits can be found at the following websites:

- <https://www.dfat.gov.au/geo/pacific/economic-prosperity-in-the-pacific/australia-kava-pilot>
- <https://www.odc.gov.au/import-requirements-kava>

As part of the commercial pilot, the Australian Government Department of Health (Cwth DoH) has commissioned the National Drug and Alcohol Research Centre (NDARC) and Ninti One Limited to monitor and evaluate the pilot.

The evaluation will assess the health, social, cultural and economic effects of the pilot on the Australian community, particularly in Aboriginal and Torres Strait Islander and Pacific Islander communities. Cwth DoH has established a Monitoring and Evaluation Project Reference Group to assist NDARC and Ninti One on key elements of the evaluation, including how the pilot is working in each jurisdiction.

The Project Reference Group will continue to meet regularly throughout the pilot and includes representatives from the NT departments of the Chief Minister and Cabinet (CM&C) and Health (NT DoH). At this stage, NDARC/Ninti One are still obtaining the necessary approvals to commence the community engagement and we will hopefully have a schedule and advice on the approach in the coming weeks. You may have already had some level of engagement from NDARC and/or Ninti One.

Northern Territory Arrangements and Position

Despite the Commonwealth kava importation rules being amended, the issue of and access to kava in the Northern Territory remains subject to the *Kava Management Act 1998* (the Act). The regulatory regime around kava supply, possession and use remains subject to the Act, with importation from overseas only being facilitated through the Commonwealth importation regime. The Department of Industry Tourism and Trade (DITT) Director of Licensing administers the provisions of the Act.

Kava possession is lawful provided that the person is of an adult age (18+), the amount possessed does not exceed two kilograms, the person is not intoxicated when supplied, and that supply has been undertaken lawfully (i.e. through the *Kava Management Act 1998* and the Commonwealth authorised importation process).

Kava that is possessed unlawfully is subject to forfeiture and seizure and persons may be subject to prosecution if offences are committed under the *Kava Management Act 1998*.

RCFC – Alcohol Management and Kava

So in summary, whilst the national commercial importation arrangements have changed, the laws and regulations regarding the supply and use of kava in the NT have not changed.

The NT Government provided a submission to the Commonwealth on the commercial kava pilot in 2020 which raised concerns about commercial importation pilot proceeding without appropriate risk mitigation measure in place (particularly in the NT and more specifically, the East Arnhem region). Submissions were also made by other NT stakeholders including [NT Council of Social Services](#), [AMSANT/Miwatj Health](#) and [ARDS Aboriginal Corporation](#) who raised concerns about the health and social/cultural impacts of non-ceremonial misuse of kava. The NT Government has, and continues to, call for:

1. Resources to support comprehensive and culturally sensitive community engagement, including to determine the benefits and risks of a reintroduction of regulated/controlled kava trading, and to ensure comprehensive education for consumers in relevant languages.
2. Resources to support increased compliance in the Northern Territory, including increased policing and/or licensing and regulatory capacity to assist with regulated kava trade and/or to manage expected increased illicit supply.
3. Increased and dedicated research into the health and socio-economic impacts of kava on vulnerable communities, families and individuals.
4. A comprehensive and culturally sensitive monitoring and evaluation framework to understand any benefits, risks and impacts of the commercial kava pilot.

At this stage, the NT Government has received a response on point 4. above and is now involved on the Monitoring and Evaluation Project Reference Group referred to above.

Next Steps

The Northern Territory Government is continuing to engage with the Australian Government on points 1-3 above and we hope to receive a response soon. Satisfactory resolution of these matters is critical to determining practical options and actions for effective kava management in the NT.

The NT Government will need to obtain comprehensive and representative views from communities about whether or not kava trading should be permitted in a particular place or region. In east Arnhem Land this will need to be undertaken in line with Local Decision Making principles and include ensuring Bāpurru mala and community leaders and families (including both dirramu and miyalk) are aware of the potential health and broader socio-economic impacts.

Following this community engagement, and subject to the necessary community support and compliance/regulatory resources being secured, the NT Government may be in a position to receive applications for kava licenses in designated kava management areas. However, reaching this point will likely take 6-12 months.

Engagement with the East Arnhem RCFC

CM&C is now commencing initial engagement with the members of the East Arnhem RCFC and other key stakeholders about the design of a comprehensive and culturally sensitive regional/local approach to undertaking consultation to gauge attitudes and worries about kava.

This consultation will include asking whether or not to re-institute kava trading arrangements in specific sub-regions/communities (like before) or for current general restrictions and prohibitions on trade to continue with a

RCFC – Alcohol Management and Kava

focus on enforcement (noting the high risk of an increase in illicit trade from other participating jurisdictions in the commercial pilot).

The upcoming workshop with the RCFC will focus upon the following questions about the upcoming consultation within the East Arnhem Region:

- What type of information does the RCFC think would be useful so community can make informed decisions?
- Who should we talk to/consult with?
- How should we talk to them and who do we need to take with us?